

# NECCC Bulletin

Volume 65

The Official Publication of the New England Camera Club Council, Inc

Spring 2009

## Spring 2009 Issue

### *In This Issue...*

President's Message	2
Yankee Photographic Good Bye	3
Nominating Committee Report	3
NECCC 64th Annual Conference	4
The Freeman Patterson Effect	4
NECCC Color Slide of Year Comp	5
Glennie Nature Interclub Exhibition	6
Cape Cod F.O.G.	7
What is A-DEP?	7
Interclub Color Slide Competition	8
Camera Care	9
The Digital Corner	9
33rd Greater Lynn International	10
PSA Council Challenge	11
PSA International Exhibition	12
The PSA Website	12
Turn Slides to Digital w/o Scanner	12
PSA Int'l Newsletter Contest	13
Winning 1st Place Digital Images	14
Drury's Digital Diary	16
Spring Electronic Interclub Comp	18
Spring Final Interclub Print Compt	20
PSA Region 15 Report	22
NECCC Digital Circuit Details,	23
2008 Conference Models	23
Editor's Notes	26
Donations to NECCC	26
Dealing with a Color Cast	26



NECCC Winter Interclub - I Wanna be a Cowboy by Ed McGuirk of Boston West P\$



Glennie Nature Best of Show - Osprey With Flounder For Dinner, by Lisa Cuchara, of New Haven Camera Club

Photographic Society of America  
75th Anniversary Conference



West Yellowstone, Montana  
September 20 - 26, 2009



Visit the New England Camera Club Council Web site at [www.neccc.org](http://www.neccc.org)



## NECCC Bulletin

Volume 65 Fall 2008

The **NECCC Bulletin** is published 3 times each year - Fall, Winter and Spring - by the New England Camera Club Council, Inc. Annual membership for clubs is \$7.00 and includes 2 free copies of the newsletter.

Individual subscriptions are currently \$5.00 for 3 issues, \$9.00 for 6 issues, \$12.00 for 9 issues.

The New England Camera Club Council, Inc., is a member council of the Photographic Society of America, Inc.

**Editor:**

Robert B. Gorrill, APSA, MNEC  
48 High Street  
Damariscotta, ME 04543-4632  
(207) 563-7463  
Email: [Editor@neccc.org](mailto:Editor@neccc.org)

**Mailing Address:**

NECCC, Inc.  
PO Box 2544  
Springfield, MA 01101-2544  
Web site: [www.neccc.org](http://www.neccc.org)

**Subscription Manager:**

James Dionne, MNEC  
131 Pembroke Court  
Meriden, CT 06450

Copyright ©2009 New England Camera Club Council, Inc. Images presented in the Bulletin are copyright protected by their creators and may not be reproduced.




Member Photographic Society of America

## President's Message

by Jacob Mosser, III, FPSA, HonNEC

NECCC had a unique opportunity to promote the summer conference and its individual member clubs at "Photoshop World" a conference and exposition that was held this past March in Boston. The three day event at the Hynes Center had high end and fancy displays by all the top names in photography and imaging software. Beyond the commercial booths there were numerous hour long teaching presentations in adjacent class rooms by all the top professionals in the field.



We had a respectable booth amongst all the glitter of the commercial outfits dispensing flyers for the NECCC conference and giving out the meeting times and locations for all the New England clubs that belong to the Council. This was particularly important as the majority of the individuals, if not all of those individuals who stopped by our booth, were interested in our activities but had no idea camera clubs even existed. The booth would normally be well outside our budget, but was provided to us at no cost thru the kindness of "Photoshop World" and the efforts of Dave Singer, MNEC. The products and software on display were most impressive. Like it or not, photography has become as much about computers as cameras. Hopefully, this exposure will bring in more members to the council clubs and increase our conference attendance.

Council officers and friends who gave of their time in making this happen were organizer: Susan Mosser, FPSA HonNEC. Bill Barnett, MNEC who took care of our email notifications, and; representatives at the booth: Chris Germain MNEC, Linda & Rick Sereque APSA, MNEC,

Dave & Gail Godin MNEC and Barbara Rozavsky MNEC, with booth set-up and tear down by Rick Cloran FPSA, MNEC and Jake Mosser FPSA, HonNEC.

Now that the warm weather is here, I hope you are getting out to make photographs and are formulating plans to attend the NECCC conference this July 10, 11 & 12 at UMass Amherst. After the experience in Boston I must say NECCC is a rare bargain cost wise, and I hope to see you there. Please visit the website at [www.neccc.org](http://www.neccc.org) for continuing updates on the conference and new council information. Gail and David Godin our conference chairman have put together a great weekend of programming and learning. Encourage your friends and fellow camera club members to attend. They will thank you for it! If you have any questions or input on anything NECCC please contact me at [jakemosser@comcast.net](mailto:jakemosser@comcast.net) or by phone at 978-664-2620



## ***Yankee Photographic Society Says Good Bye***

The Yankee Photographic Society was formed 30 years ago by Barbara Laatch-Hupp APSA MNEC as a chapter of the Photographic Society of America (PSA). In the beginning it met two or three times a year at various venues throughout New England offering day long seminars with notable speakers such as Freeman Patterson and Galin Rowell. As time went on Yankee found a home at the Lawrence Regional Technical School and the format was expanded to include multiple speakers, models and hi-jinks setups. After several years of successful operation, the Technical School became unavailable due to renovations. A search crew of about four "Yankee" officers, took on the task of finding a new place to meet. Over the course of three months we visited over 40 local town high school and grammar schools. Finally with the help of Jon Hanniford paving the way with the town officers, the Danvers High School, became our long-standing final host.

At some time during the transition from Lawrence Regional to Danvers High School, PSA felt it necessary to place unacceptable conditions on its "Chapters". The result was "Yankee" surrendered its PSA charter and became a separate organization, but retained its affiliation with PSA as a club.

"Yankee" has enjoyed a long and happy relationship with Danvers High School but all good things must end. The Danvers High School is also going to be renovated. Although the auditorium would be useable for a while the Back IMC rooms where we do the set-ups and model shoots would not. As many of you now know our liaison Jon Hanniford is also retiring. These two items together, among others, have brought us where we are today conducting our last seminar this past spring after 30 years of service to the Photographic community. Yankee will continue in name only offering Gold Medal Awards to major photographic events in New England, until we run out of medals.

Many of you have taken advantage of Yankee's excellent studio style model shoots. The good news is much of the team that made them possible will continue to make them available several times a year at the Greater Lynn Photographic Association. GLPA holds four model shoots a year open to the public, and for a small fee of \$10 to \$15 you will be able to shoot the models with the same lights and back grounds you had at Yankee. Beyond that GLPA is considering doing Yankee style photo events in the future. This would be at our Boston Street, Lynn location. These presentations would be on a smaller scale, on a Saturday in our main hall. We are also planning on some set-up days for next year. Those interested can go to our website at [www.greaterylynphoto.org](http://www.greaterylynphoto.org). for future opportunities and a map to the club. From all the Yankee officers and workers we bid you good night!

***Susan Mosser FPSA HonNEC Program Chairman***

## ***NECCC Nominating Committee Report***

The NECCC Nominating Committee presents the following slate of Officers for the 2009-2010 season of the New England Camera Club Council:

**President:** Raymond Guillette, MNEC

**Treasurer:** John Fuller FPSA, MNEC, AFIAP

**Secretary:** Mary Campagnolo, APSA, MNEC

**Clerk:** Abraham J. Reisman, APSA, HonNEC

**Chairman of the Board:** Jacob Mosser III, FPSA, HonNEC

### **Vice Presidents:**

William B. Barnett, AFIAP, MNEC

Lois E. Clarke, FPSA, EPSA, HonNEC

Daniel Charbonnet, FPSA, MNEC

Kenneth Cook, Jr., MNEC

James L. Dionne, MNEC

Michael DiStefano, MNEC

James Gallagher, MNEC

Karen Geaghan

Chris Germain, MNEC

David Godin

Gail Hansche-Godin, MNEC

Antoinette Gombeda, HonNEC

Robert B. Gorrill, APSA, MNEC

Cynthia Gosselin, MNEC

Bruce A. Grant, HonNEC

Jane W. Guaraldi, MNEC

Mary K. Hall, APSA, MNEC

Roy L. Marshall, MNEC

Susan Mosser, FPSA, HonNEC

Richard A. Novak, MNEC

Barbara E. Rozovsky, MNEC

Richard Sereque, APSA, MNEC

Harold Siskin, MNEC

Pamela S. Stanley, MNEC

Steve Tierney, MNEC

Arthur Vaughan, MNEC

Shiv Verma, MNEC

Audrey A. Weigold, APSA, HonNEC

Olive M. Weingart, APSA, HonNEC

David Yankee, MNEC

**Respectfully Submitted,**

The Nominating Committee

***Antoinette Gombeda, HonNEC (Chairman)***

***Shiv Verma, MNEC***

***Audrey A. Weigold, FPSA, HonNEC***

# **NECCC 64th Annual Conference**

*To be held at the University  
of Massachusetts, Amherst, MA  
July 10, 11, 12, 2009*

Come join us for wonderful weekend of learning, sharing and camaraderie. There will be programs of interest for all levels of photographers. Lewis Kemper and Tyler Stableford, two of Canon's 'Explorers of Light', will share their exciting experiences in adventure photography with us. Tyler will be teaching the ins and outs of selling World Class Stock images.

Our feature presentation will be Rosanne Pennella, of Arlington, VA, an internationally renowned travel photographer, instructor, writer and speaker on the topics of travel photography and digital imaging. Rosanne will take conference attendees on a round-the-world tour with her graphic, intimate and color-saturated images taken on all seven continents. Rosanne is one of Nikon's 'Legends Behind the Lens'.

We will be running two pre-conference workshops concurrently Friday morning. Workshop 1 is 'Photoshop Elements for Intermediate Users' and Workshop 2 is 'ProShow Gold Slideshow'. A personal laptop will be required to attend the pre-conference workshops. Sign up early as space is limited. We will also have pre-conference individual portfolio reviews. Have an expert photographer kindly critique your images on a one-on-one basis.

Looking to buy new equipment? Nikon and Canon will be lending their top-of-the-line equipment so you can try before you buy. If you decide to buy, vendors will be present with special conference deals.

We are offering 'Back to Basics' programs for new photographers and those who need to brush up on techniques. There will be a program by Joe McDonald on high-speed flash photography, Andre Gallant on creative photography and Lou Jones will teach creative techniques with flash. Ellen Anon and Josh Anon will show you how to make your image the best that it can be in their program on digital imagery.

Bring your cameras as there will be many opportunities to photograph models, flowers and creatures great and small. The beautiful Amherst Campus has wonderful architectural photo ops. Dual projection and Print competitions will be available for attendees. Air Conditioned dorms available. Register online at our website. It has all the latest conference information. Website: [www.neccc.org](http://www.neccc.org)

# **The Freeman Patterson Effect**

*By Rick Cloran*

We have all admired those soft dreamy images that masters like Ray Guillette, Andre Gallant, Jake and others have shown from time to time. These images were generally based on taking one slide in sharp focus at a small aperture like F 22 and a second slide with the same scene shifted out of focus using an aperture of F 4 or F 5.6. The slides were then montaged. Because they were putting two slides together, the makers would often adjust the exposure on one or both images to the over side to avoid having too much density. They might even zoom the lens prior to the second exposure to keep the out of focus image slightly larger, but in about the same proportion as the sharp initial exposure.

While their techniques may have varied, they all followed the general lead of a well known photographer named Freeman Patterson who, to the best of my knowledge, pioneered the dreamy style that results. The good news is that a few of the Photoshop gurus have been able to simulate this effect using a single digital image. The following steps closely follow those recommended by Mark Johnson.

Open a suitable image. Try using a bed of flowers or a tree with autumn foliage if you never tried the slide version before, since not every subject looks good with this technique. Duplicate the background layer and change the blend mode to Multiply. Those of you with CS3 or CS4, convert the layer for Smart Filters before going further. (Sorry Elements workers, this option isn't available for you.) Apply a Gaussian Blur so that the effect looks dreamy. Settings between 5 – 15 pixels generally work well, but feel free to experiment.

While still on the Background Copy go to Edit > Transform > Scale (In Elements Transform is found under the Image menu.) Make sure the link between the height and width boxes is checked and apply a setting of between 101 and 103 in either the width or height box (the other box will adjust automatically) and select OK until the dialog closes. This is an optional step, but it provides the size adjustment effect that we used to get by zooming on the second out of focus image.

The result is effectively complete, but it often lacks a nice sense of highlight and shadow. To add these, with the Background copy active create a new Levels Adjustment Layer. Drag the White input marker (the top scale of the two is the input values) to the left until you see the brightest pixels turning white then back off a bit. Next drag the Midtone marker to the left until the middle tones open up. There are

*Continued on next page*

# New England Camera Club Council

## Color Slide of the Year Competition

### For the 2008-2009 Season

The slides listed below placed first, second or third in the three inter-club competitions and are eligible for the **Color Slide Of The Year Competition**. These slides must be mailed to Lois Clarke, FPSA, EPSA, HonNEC, 130 Mill Street, Wethersfield, CT 06109 to **arrive by June 20, 2009**. Any slides received after that date will not be included in this year's contest.

#### **Class AA**

Eastern Maine CC	Wave Curve	Sally Arata
Greater Lynn PA	Mill on Glade Creek	June Visser
Greater Lynn PA	It Feels So Good	Marilyn Cloran
Manchester CC	Cinderella's Castle	Tom Murray
Manchester CC	Seeds-36	Dick Hudnall
Manchester Camera Club	Limped Hose	Bob Legg
Photographic Society of RI	Fisherman	Mary Doo
Photographic Society of RI	Fall in the Tetons	Dennis Goulet
Seacoast CC	Jack Frost Window Painting #35	Paul D. Hopkins
Springfield PS	North Stonehurst	Steve Goldstein
Springfield PS	Cloudless Sulpher	Judio Bolio

#### **Class B**

Boston CC	Bahai Shrine	Henry Winkleman
Candlewood CC	Silky Stream	Don Brooks
Candlewood CC	Lone Windmill	Frank Gardner
Candlewood CaC	Yellowstone Light	Frank Gardner
Northern Rhode Island CC	Woman & Baby	Deb Bettencourt
Northern Rhode Island CC	Two by Two	Tom Collins
Northern Rhode Island CC	Fly Me To The Moon	Jeannine Brien
Quinebaug Valley PC	Quiet	Ed Savoie
Seven Hills CC	Preening	JoAnn Audette
Windham PC	Pine St.	Mike Wengloski

*Continued from previous page*

no hard and fast values here so make the adjustment to get the look that you like. Fill the layer's mask with black to hide the lightening effect entirely. Now using a medium size, soft edged brush set for 50% opacity or less and with white selected as the foreground color, paint on the layer mask in white to "reveal" the highlights where you want them. Don't be afraid to vary the opacity of the brush or to make multiple passes to adjust the extent to which the lightening is seen.

Select the Background layer to make it active. Add another Levels adjustment layer. This time drag the black output marker (the bottom of the two scales is the output scale) to the right until you see the shadows open up. Again, there is no hard and fast value for this, just what you like. Fill

the layer's mask with black to hide the effect. Now using a medium to small, soft edged brush at 50% or lower opacity, paint with white over the shadow areas that you want to bring out to let the adjustment show through. This too is something you need to do to taste.

You'll want to save the finished working file as a PSD or TIFF file with all of the layers present. You can then flatten it and size it for projection or printing. It should go without saying but, since our intent was to get a soft dreamy look you won't bother sharpening the final output.



# 2009 Glennie Nature Interclub Exhibition Results Announced

*Submitted by Charlie Burke, Chair*

The George W. Glennie Memorial Nature Interclub Exhibition was held on March 28, 2009 before an audience of about 50 members and guests. Many of the attendees expressed their appreciation for having the opportunity to view so many strong and varied images. They also said that they were already looking forward to next year's event.

The all digital format continued to show merit as 95 clubs (versus 52 in 2008) participated in the event. There were entries from 20 states (CT, DE, FL, GA, IL, KY, MA, MD, ME, NC, NH, NJ, NY, OH, PA, RI, SC, TN, TX and VA) as well as Australia, Canada, New Zealand and the United Kingdom. Continued growth is expected in the coming years as a number of the invited, but non-participating, clubs indicated that they would be better prepared to submit entries next year. Invitations will also be extended to all clubs world-wide, as well.

The Exhibition is open to all photographic clubs and all are welcome to participate. Any club that did not receive an invitation for this year's event should contact Chair Charlie Burke ([nichburke@yahoo.com](mailto:nichburke@yahoo.com)) to insure inclusion in the 2010 invitation list. It is an expressed goal of the Exhibition to have as many clubs as possible join in this unique event.

The Judges Panel consisted of Marilyn Cloran, FPSA, MNEC Greater Lynn Photographic Association; Paul Smith, MNEC, Gateway Camera Club and Shiv Verma, Stony Brook Camera Club. After scoring the 945 images, they also assisted in making "Best Of" and Merit Award selections in the various individual categories. In addition, they choose a personal favorite among the high scoring images. The Chair made a selection, as well. In a closing remark, the Judges indicated that some images would have scored higher if they had not appeared to have been overworked (generally, too much color saturation and sharpening).

## Top 10 Highest Scoring Clubs (Including Ties) for 2009

1. Cape Cod Viewfinders Camera Club (MA) 231 points\*
- 2T Boston West Photographic Society (MA) 223 points\*
- 2T Fort Myers Camera Club (FL) 223 points\*
- 3T Gateway Camera Club (MA) 220 points\*
- 3T Massachusetts Camera Naturalists (MA) 220 points\*
- 3T Stony Brook Camera Club (MA) 220 points\*
- 3T Welland Camera Club (CAN) 220 points\*
- 4T Charter Oak Photographic Society (CT) 219 points\*

- 4T Merrimack Valley Camera Club (MA) 219 points\*
- 5 Houston Underwater Photographic Society (TX) 218 points
- 6 Amersham Photographic Society (UK) 217 points
- 7 New Haven Camera Club (CT) 216 points
- 8 Camera Naturalists Photo Club (NJ) 215 points
- 9T Greater Lynn Photographic Association (MA) 214 points
- 9T Photographic Society of Rhode Island (RI) 214 points
- 9T Tandridge Photographic Society (UK) 214 points
- 10T Manly Warringah Rugby Leagues Club Camera Club (AUS) 213 points
- 10T Sarasota Camera Club (FL) 213 points

\* Will be presented an award.

The general categories for the Exhibition were Amphibians, Birds, Botany, Insects, Mammals, Marine Life, Reptiles and Scapes. A number of categories were further divided, based upon the variety and number of specimen images received. Altogether, 23 categories were established, as shown below. A "Best Of" and a select number of Merit Awards were chosen for each category. The Merit Award winners may viewed by visiting the Exhibition web site ([www.glen-nie-exhibition.com](http://www.glen-nie-exhibition.com)).

In addition to the Judges' Choices and the Chair's Medal (presented by the Yankee Photographic Society), awards were also given for the Best of Show and Best Wildlife (for the first time).

## Individual Awards:

Best of Show: Osprey With Flounder For Dinner, Lisa Cuchara, New Haven Camera Club (CT).

Best Wildlife: Loon Feeding Chicks, Ed McGuirk, Boston West Photographic Society (MA).

Judge's Choice (Marilyn Cloran): Grizzly Family, Scott Bennett, Toronto Camera Club (CAN).

Judge's Choice (Paul Smith): Tawny In Flight, Tony Bamford, Amersham Photographic Society (UK).

Judge's Choice (Shiv Verma): Good Catch, Dennis Goulet, Photographic Society of Rhode Island (RI).

Chair's Choice (Yankee Photographic Society Medal): Trout For Lunch, Bob Labuski, Sweetbriar Nature Photography Club (NY).

Best Amphibian: Waiting For A Kiss, Peter Ferguson, Welland Camera Club (CAN).

Best Predator Bird: Dinner Delivery, Monica Baer, Milford Camera Club (CT).

Best Shore Bird: Its Mine, Joe Moran, Fort Myers Camera Club (FL).

*Continued on next page*

*Continued on next page*

Best Swimming Bird: Loon Hug, Henny Smith, Stony Brook Camera Club (MA).

Best Wading Bird: Lunch, Rosalie Kreulen, Fort Myers Camera Club (FL).

Best Water Bird: Mom Taxi, Peter Ferguson, Welland Camera Club (CAN).

Best Large Bird: Head To Head, James Stevens, Cranbury Digital Camera Club (NJ).

Best Medium Bird: Bohemian Waxwing, Wendy McIntosh, Greater Lynn Photographic Association (MA).

Best Small Bird: White Browed Wood Swallow Feeding Young, Scott Salter, Ryde Eastwood Leagues Camera Club (AUS).

Best General Botany: Yellow Pholiota, Tom Linton, Welland Camera Club (CAN).

Best Flower: Showy Lady Slipper, Bill Blanton, Toledo Camera Club (OH).

Best Butterfly: Butterfly, Barbara Statas, Gaithersburg Camera Club (MD).

Best Dragonfly (Tie): Brown Spotted Yellow Wing, Scott Foster, Gateway Camera Club (MA); Dragonflies Mating, Gail Hansche Godin, Massachusetts Camera Naturalists (MA).

Best Predator Insect: Green Lynx With Bee, Art Vaughan, Merrimack Valley Camera Club (MA).

Best General Insect: Paper Wasp, Jim Talarino, Flagpole Photographers (CT).

Best Predator Mammal: Grizzly Dental Exam, Ed McGuirk, Boston West Photographic Society (MA).

Best Large Mammal: Mother's Love, Margaret Hooper, Whangarei Camera Club (NZ).

Best Medium Mammal: Zebra Challenge, Eleanore Avery, Dallas Camera Club (TX).

Best Small Mammal: Monkey See Hand, Suzanne Dater, National Institutes of Health Camera Club (MD).

Best Marine Life: Hammertime, Tom Collier, Houston Underwater Photographic Society (TX).

Best Reptile: Blue Tongue Lizard, Joyce Metassa, Wynnum Bayside Camera Club (AUS).

Best Scape With Water: Dusk At Mammoth, Jacki Dikert, Camera Naturalist Photo Club (NJ).

Best Scape Without Water: Aurora Borealis, John Fuller, Stony Brook Camera Club (MA).

## **Cape Cod F.O.G.**

**W.Ernest Holmes ( Ernie )**

**Club Rep & Organizer**

A small group of photographers with an interest in Film and photography meets once a month at the Cape Cod Museum of Art, RT. 6A, Dennis, MA. The meeting starts at 6:30 PM with a greeting and friendship period. Then at 7 PM a Video or a live program. The group takes a active part in the programs by bringing in items to talk about or sharing information with each other. There is a lot of learning and fellowship shared by the members about photography.

Early in the spring the group decided to accept an invitation to do an exhibit called a One Night Stand at the Museum. So the planning and work started. We designed and built display stands for the prints. One of our members spent many hours building the stands, many Thanks Bill. All of the members worked very hard to put the show together.

The night came November 6th. The 14 members moved the display stands, prints, refreshments and setups in and were done in a little over 2½ hours with a brief rest. We greeted over 150 people that came to the 2 hour show. Then we took it all down and took it home with us. It was a lot of work but well worth the effort. Also, this year we are doing another show at the Cultural Center of Cape Cod, in S.Yarmouth, MA. This will be a invitational exhibit. Open to the public June 24th to July 5th with an opening June 26th.

Many of the members went on a photo shoot March 21 to Provincetown. Several of the members used film, 35mm and 120 roll film. It was a clear day and a great time was had by all. We look forward to 2009 and a lot of photography.

---

## **What is A-DEP?**

**by Robert B. Gorrill, APSA, MNEC**

Many owners of Canon digital SLR's have no doubt noticed the A-DEP setting on their cameras' control dial but have never used the setting. It is a very useful feature on those cameras and one that you will come to use once you understand what it can do for your photography.

If you have been around photography for a while you no doubt used the depth of field settings on your manual focus lenses or consulted a chart. That is old hat with the newest incarnation narjed as A-DEP as it works with the multiple focus points where you make sure that what you want to be in sharp focus is locked into the nearest and the farthest LED points in your viewfinder. You do this by depressing the shutter release half-way to get the points locked and then, recompose and take the picture by depressing the shutter release all the way down. Try it, you'll like it.

# NECCC 2008-2009 Interclub Color Slide Competition

The spring competition of the New England Camera Club Council Interclub Color Slides was held on Monday March 9, 2009 and hosted by the Manchester Camera Club. The following members of the club assisted with the competition: Joe Drapeau, Bob Falco, Dick Hudnall, Karen Hudnall, Bob Legg, Sally Turner, and Walter Friesendorf. The judges for the competition were: Roger Treadwell, Eric Arnold, and Crystal Nadeau. Only one club in Class A registered for this year's Interclub Color Slide Competition. As a result Class A has been eliminated.

## CLASS AA

<i>Clubs</i>	<i>Nov 2008 Score</i>	<i>Jan2009 Score</i>	<i>Mar 2009 Scoe</i>	<i>Total Score Score</i>	<i>Final Club Standing</i>
Photographic Society of Rhode Island	91 *	100	84 First	275	First
Greater Lynn Photographic Assn	99	90	83 Third	272	Second
Manchester Camera Club	73 + 23*	100	76	272	Second
New Haven Camera Club	92	88	77	257	Third
Springfield Photographic Society	95	76**	84 First	255	
Westfield Camera Club	89	90	72	251	
Simsbury Camera Club	86 *	89	74	249	
Seacoast Camera Club	86	71**	76	233	
Eastern Maine Camera Club	100	88	-	188	

\* Make up for November competition.

\*\* Make up for January competition.

## Class AA, Ribbon Winners:

<i>Place</i>	<i>Title of Slide</i>	<i>Maker</i>	<i>Camera Club</i>	<i>Score</i>
First	It Feels So Good	Marilyn Cloran	Greater Lynn Photographic Assoc.	26
Second	North Stonehurst	Steve Goldstein	Springfield Photographic Society	24
Third	Cloudless Sulpher	Judio Bolio	Springfield Photographic Society	23
Third	Jack Frost Window Painting #35	Paul D. Hopkins	Seacoast Camera Club	23
HM	Fawn and Reflection	Michael Di Stefano	Photographic Society of RI	22
HM	Bow Roof Barn	Dennis Goulet	Photographic Society of RI	22

<i>CLASS B – Clubs</i>	<i>Nov 08 score</i>	<i>Jan 09 score</i>	<i>Mar 09 score</i>	<i>Total Score</i>	<i>Fina Standing</i>
Candlewood Camera Club	86*	87 First	73 Third	246	First
Northern Rhode Island Camera Club	89	79 Third	78 First	246	First
Quinebaug Valley Photography Club	83	84 Second	68	235	Third
Traveling Camera Club	78	77	70	225	
Seven Hills Camera Club	41‡	66 ***	74 Second	181	
Windham Photography Club	86	-	66	152	
Pine Meadow Photographers	81	61 ***	-	142	
Boston Camera Club	40**	47 **	35**	122	
Heritage Village Camera Club	38**	-	-		

\* Make up for the November competition.

\*\* Two entries.

\*\*\* Three entries

‡ Two entries both were make ups for the November competition

*Continued on next page*



### Class B, Ribbon Winners:

Place	Title of slide	Maker	Camera Club	Score
First	Yellowstone Light	Frank Gardner	Candlewood Camera Club	22
First	Fly Me to The Moon	Jeannine Brien	Northern Rhode Island Camera Club	22
First	Preening	JoAnn Audette	Seven Hills Camera Club	22
HM	The Memory	John McAleer	Seven Hills Camera Club	20

Congratulations to all the winners. In Class B, congratulations to the Northern Rhode Island Camera Club and the Candlewood Camera Club who tied for first place for the year. In Class AA congratulations to the Photographic Society of Rhode Island who finished in first place for the year. Thank you to the Manchester Camera Club for hosting the spring competition. Slides that are eligible for slide of the year in Class B and Class AA. Should be sent to Lois Clarke FPSA, EPSA, HonNEC to arrive **no later** than June 20, 2009.

**Harold Siskin, MNEC**  
**Color Slide Competition Chairman**

## Camera Care

by **Gerald L. Sanford, MNEC**

*Sanford Camera Repair, Arlington, MA*

Regretfully, this will be my last “Camera Care” column for the NECCC Bulletin as I have decided it’s time to retire now that I have reached 90 years young! For many years I have tried to present both the serious and humorous side of life with your photo equipment, with things you could do to avoid equipment failure. I hope to have been successful with my stories and information. Our family run camera repair business will continue to operate as usual.

I have two DISASTER OF THE MONTH stories to report to you. One of our customers put his Canon Power Shot A610 in his back pants pocket while ice skating. Unfortunately he took a fall backwards and went down on the camera. The other unfortunate mishap involved a Nikon Cool Pix that fell off a boat in Moose Head Lake Maine and got caught between some rocks. Both cameras were able to be brought back to life by our technicians.

The lens test for this issue was an aftermarket Quantaray lens with good results. Happy Spring and enjoy your photography!

### PROJECTION RESOLUTION SCORING

Excellent . . . . . 181-228 lines/mm  
Very Good . . . . . 128-161 lines/mm  
Good . . . . . 80-114 lines/mm  
Average . . . . . 50-72 lines/mm  
Below Average . . . . . 28-45 lines/mm  
Rejection Average . . . . . 16-25 lines/mm

Central area equals a 25 cent coin placed over the slide. The rest are edges.



## The Digital Corner

by **Elena Mc Tighe**

### What is Digital Raw?

We hear a lot now about shooting in the camera raw format. A digital raw file is composed of

1. The raw sensor data from the camera.
2. The metadata (which records exactly how the picture was shot – iso setting, shutter speed, etc.

The raw file simply records the luminance value of every pixel, so that the raw file is actually a grayscale image. It contains color information.

The raw converter interprets the sensor data and controls white balance, color interpretation, tone mapping, noise reduction, antialiasing and sharpening. All of which, are in your control when you convert the raw data.

Simply put, shooting in digital camera raw is the digital equivalent of a film negative.

If your camera offers camera raw, you should be using it because in the conversion process, you can control the scene interpretation. You can even reinterpret the basic exposure by resetting the white and black points.

## **33rd Greater Lynn International Salon**

**A**fter a very long 2 days of judging, the 2009 international is over. Our 2009 exhibition was again a duel projection judging, however we did things a bit differently this year. In order to give the slides the best viewing possible, we judged all the slides first on Friday night then went into the digital judging. Our total entrant count this year was an amazing 1088 entrants, with 150 of those being slide entrants. This is the largest number of entrants we have ever had, and while it's great to be the biggest one section exhibition in the world it's also a huge amount of work. This year saw major changes in our exhibition. We made online registration and PayPal available to our entrants on an individual basis. If you entered through a club you still had to go through the old route of mailing it but that may also change next year. With all this digital work came new helpers to the exhibition.

Andrew Katsampes set the online process up and continued to make changes as necessary during the submission time to make it easier to use. Pam Stanley MNEC took on the task of receiving the digital submissions and preparing everything for the judging day, as well as designing and setting up the program used for the judging. My deepest gratitude goes out to both of them as this could not have been done by me alone. Although I am learning the lingo, my digital and computer knowledge is very limited. As a matter of fact I am still in the stupid mode!! On the day of the judging we had 5 laptops linked together and all went as smooth as silk. My thanks to the operators of the laptops, Dan Charbonnet, Rick Cloran, Amy Musinsky, Pam Stanley and Lori Trembaly. My thanks also to Shiv Verma (Stony Brook CC) for his donation of the magic boxes that link them all together on one network.

Last year's show was great in its new dual format, but this year's show was all digital, and seen by over 500 people. Our showcase presenters Barbara Rozavsky MNEC and Dan Charbonnet FPSA, MNEC did an outstanding job of putting the images to music into a spectacular showcase that was a great end to over eight months of hard work. All of the accepted slides (about 170) were scanned for the show. Although their acceptance rate was the same as the digital images, there just weren't enough of them to make up their own portion of the presentation. Our percentages for slides and digital were excellent with slides winning 5 of the 30 medals given out this year.

This year's judges were Ed McGuirk from the Boston West Camera Club; Shiv Verma MNEC from the Stony Brook Camera Club; and Barbara Rozavsky MNEC from the Greater Lynn Photographic Association. My thanks to

the judges who were great and very patient during this long one and half days. At least this year we didn't have a major snow storm to deal with.

As I stated, this year's exhibition had 1088 entrants, an increase of 158 over last year's. There were 938 digital entrants and 150 slide entrants. About 360 of the total number of entrants were from the six New England states, an increase of 20 compared to last year's numbers.

This is not an easy exhibition to get an image accepted into as the number of entrants is so large and the work is the best from all over the world. Only about 32% of the 4,332 images submitted were accepted for the show. Images are judged on a scale of 3-15 points, which each judge scoring 1-5. The accepted score (an image scoring high enough to be in the show) this year was 12 points or higher.

Of the 37 medals given this year, 14 were awarded to New England entrants. This is down by 5 from last year's stats. Three PSA and six FIAP Honor Awards are given to higher placed images not winning a medal. Two of the FIAP Honor Awards and all three of the PSA Honor Awards went to New England entrants. In addition, 50 New England entrants received GLPA Honor Awards. This is a very high increase of 20 HA from last year. Another great showing for New England entrants.

Congratulations to all who have an image accepted into the show. If you continue to enter these types of exhibitions, these acceptances will count toward your star rating. Star ratings are fun to try for and an honor to achieve. Your name gets known as a top photographer when you list a star rating after it. Further information on star ratings can be found at [www.psa-photo.org](http://www.psa-photo.org)

Congratulations also to the Merrimack Valley Camera Club of Andover, MA for winning the largest club participation medal for the 4th year in a row. This year with 49 entrants, again an unheard of feat!

The Best Club award went to Stony Brook Camera Club of Wretham, MA, who took first place by 5 points. In 2nd was Boston West Photographic Society of Framingham, MA and 3rd went to The Photographic Society of Rhode Island.

New England members receiving gold medals were:

The New England Camera Club Council Medal for Best New England Entrant went to Gordon Yu, of Quincy, MA, a member of the Boston Camera Club, with his image "Rebecca 1".

The FIAP Bronze Medal went to Joan Shirley of Wrentham, MA of the Stony Brook Camera Club with her image "Osprey Lunch"

*Continued on next page*

*Continued from previous page*

The Charles Woolnough Award for Best Seascape went to Ian Dicker, of Sudbury, MA a member of the Boston West Photographic Society with his image "Portland Sunrise"

Eva Gryk of New Britain, CT won the David Hughes Medal for Best Abstract with her image "St. Pio's Stairway San Giovanni, Rotondo, Italy"

Natalya Pluzhnikov of Providence, RI, a member of Photographic Society of Rhode Island won the Michael Videtta Award for the "Highest Aggregate Score" by a New England Entrant.

Marilyn Cloran, FPSA, MNEC of Swampscott, MA, a member of the Greater Lynn Photographic Association won a special medal in the Landscape category with her image "Shadow at Sunset".

Michael Goodman MNEC of Newfields, NH a member of Boston West Photographic Society won the Best Landscape Medal with "Before Sunrise Dallas Divide"

Ted Haley of Hope, RI, a member of the Photographic Society of Rhode Island, won Best Photojournalism with "Rescue 1".

Dennis Gignac of Cranston, RI, also from the Photographic Society of RI won Best Candid Person with his image "Mother and Child".

Lisa Smith of Windham, NH a member of the Merrimack Valley Camera Club won the German IIWF award for highest scoring image with "Ice Princess".

Sandy McMillan of Farmington, NH a member of the Seacoast Camera Club won a Chairman's Choice Award with "Smokey"

John Fuller FPSA, MNEC of Norfolk, MA a member of the Greater Lynn Photographic Association won the Charles Miller Award for best image by a member of the organizing committee with his slide "Emperor Penguin Family 1". John also won the "German Mega Circuit" Award for Best wildlife with his slide "Bald Eagle Perch".

***Susan Mosser, FPSA, HonNEC, Chairman  
Greater Lynn International***



*GLPA International  
NECCC Gold Medal  
for Best New England  
Entrant - Gordon Yu,  
Quincy, MA of Boston  
Camera Club with  
"Rebecca 1"*

## **Photographic Society of America Council Challenge**

NECCC will again be entering this challenge in conjunction with the PSA conference in Yellowstone in September. We entered last year and did very well overall. We will be entering in slides, digital and prints. We never have a difficult time getting the digital images but are always scrambling for the slides and particularly the prints. We need 10 slides and 10 prints by 10 different makers. You can enter both slides and prints, but images have to be different and can only enter one image in each.

If you belong to a New England club that belongs to the New England Camera Club Council and would like to participate in this, we would love to have your work. We really need your help as we placed last in prints last year and would really like to do better. Unfortunately prints can not be mounted. Please see full instructions for the prints below. Slides may be cardboard or glass mounted. Prints will be handled by Mary Hall and slides by Susan Mosser. If you are interested in submitting a digital image you should contact Bill Barnett at [barnettw@optonline.net](mailto:barnettw@optonline.net). Deadlines for submissions is June 10, 2009.

### ***Prints***

Photographic prints may be color or monochrome, commercial or inkjet (all prints will be judged in one division). Prints must not be mounted or matted. Minimum print size is 8" x 10", and the maximum print size is 8 1/2" x 12". The photographer's name, title of print, council affiliation, and print orientation arrow should be labeled on the back of each print, but the maker's name should not be attached to the front of the print in any fashion.

Please give or send slides to Susan Mosser, 173 Central St., No. Reading, Ma 01864. [s.jmosser@comcast.net](mailto:s.jmosser@comcast.net)

Send or give prints to Mary Hall, 200 Burkhall St. #205, Weymouth, Ma 02190 [hallmaryk@verizon.net](mailto:hallmaryk@verizon.net) Your work will be returned to you after the PSA conference about the end of Sept. 2009. Thanks for all your help with this.

***Susan Mosser FPSA, HonNEC***



## **Photographic Society of America International Exhibition**

This year, the PSA Nature section will again be judged here in Massachusetts with Dan Charbonnet, FPSA, MNEC as chairman. The judging will take place at the Greater Lynn headquarters on August 15, 2009 with a closing date for entries to be received by August 10, 2009.

Entry forms have not been finalized yet but will be available by the end of April. You can go to the PSA website ([www.psa-photo.org](http://www.psa-photo.org)) for more information. Along with Nature PSA also offers about 20 other sections such as prints, phototravel, open, photo journalism stereo and electronic imaging. These will be judged elsewhere through the USA, but you can certainly enter them also if you wish.

The nature section will accept slides and digital. Slides to mailed to Susan Mosser and digital to come online to Shiv Verma. The judging will be open to the public and the Greater Lynn hall is air conditioned. Also, at the same time, the PSA Nature Image of the Year will be judged. The competition is open to all images that have won a Nature medal in approved PSA exhibitions in the year 2008. This is the best of the best being judged and seen.

We have some fantastic nature photographers here in New England. Lets see a big turnout for this exhibition. The show will be part of the PSA Conference this September in Yelowstone.

---

## **The PSA Website**

Have you visited the Photographic Society of America's website lately? If you haven't been there for a while it might prove to be an interesting visit and one that you will continue to visit on a regular basis. You can find the website at <http://www.psa-photo.org>. The first thing that you will notice is the slide show of accepted entries in various PSA exhibitions and competitions.

Some of the areas are reserved for members only but much of the website is open to anyone who has an interest in photography. Here you can check out the various divisions of PSA and see what is being offered to members. For new members there is a special website just for them with access to mentors in various fields of photography and where, as a new member, you are invited to submit a favorite image to be displayed on the website. There is much to be gained from a membership in PSA and you are invited to take a look and see if it is right for you. Have a look at the Study Groups of the Electronic Imaging Division at <http://www.psaphoto.org> where you can see what others are doing.

## **Turning Slides to Digital Without a Slide Scanner**

*By Jake Mosser FPSA, HonNEC*

Thru the kindness of a good friend I came into the possession of a Nikon Coolscan. But it proved to be slow and problematic. So how to copy slides to digital cheap and clean?

First you need a camera and lens combination that will close focus to fill the frame with the slide film chip or reasonably close to it. I use an old 100mm macro lens adapted to fit a Canon 40D. Next you need to hold the slide in place for re-photographing, this is where your ingenuity comes in.

1) Take a medium sized corrugated cardboard box and cut off the top flaps.

2) Then cut a 1 3/4 X 1 3/4 square hole in the center of one end of the box.

3) Inside the box at the opposite end from the square hole tape a sheet of very white paper.

4) Position a lamp to illuminate the white paper with-out it shining on the outside of the box at the end with the square hole. A simple goose neck desk lamp works well.

Use a common (tungsten) light bulb and set your camera as white balance to "tungsten" and shoot in both high quality JPEG and RAW, you can work with which ever format you like for adjusting color cast, shadows and highlights as needed. The slide itself is centered over the 1 3/4 X 1 3/4 square hole outside the box and held in place with the blue painters tape available at any hardware store. Set your camera on a tripod and the box on a table, fine focus is done simply by nudging the box back and forth (auto-focus off). Make three exposures, one as metered, one plus a stop or so and a third minus a stop or so.

To me, photography is the simultaneous recognition, in a fraction of a second, of the significance of an event.

To photograph is to hold one's breath, when all faculties converge to capture fleeting reality. It's at that precise moment that mastering an image becomes a great physical and intellectual joy.

To take photographs means to recognize - simultaneously and within a fraction of a second - both the fact itself and the rigorous organization of visually perceived forms that give it meaning. It is putting one's head, one's eye and one's heart on the same axis.

**Henri Cartier-Bresson**

# 2009 PSA International Newsletter Contest

**C**onditions of Entry: Each PSA chapter, council, or camera club with a printed or electronic newsletter of one or more pages, published two or more times a year is invited to participate in the 2009 PSA International Newsletter Contest. Your organization must be a current member of PSA in order to enter the contest.

Entry: Requires an electronic submission or four (4) identical printed copies of one regular issue published after June 1, 2008. A new PSA club or council in 2008-2009 may enter an issue published after the date of PSA membership. Annual or special issues, yearly program schedules, rosters, directories, salon catalogs, or newsletters published only once a year do not qualify. To aid in judging entries, overseas entries not in English must include four (4) copies of summary or translation, not including advertisements. All four printed copies of one regular issue newsletter must be fully assembled. Have your entry weighed correctly for FIRST CLASS MAIL. Entries received with postage due will not be accepted. Mail entries flat, with cardboard, in a sealed envelope. Do not use staples or paper clips to attach the entry form to the newsletter as it can be damaged in transit. Electronic entries must be submitted as pdf files.

Entry Divisions: Chapter/Council; Small Club (4-75 members); Large Club (76+ members)

Closing Date: June 1, 2009

Judging and Rating Information: Qualified judges, each judging independently, will review your entry. Following review, each judge will rate your entry in its total presentation compared to entries in your division only. Points and awards are determined from these ratings. The size of the newsletter, quality of paper, printing process, or whether or not advertisements are used have no bearing on points and awards. Content, layout, good use of space, neatness, clean print, ease of reading, simplicity, and style are of basic importance. Before you enter please obtain a copy of the Judging Worksheet from the PSA website or Margaret Sprott, Director of the contest-

<http://www.psa-photo.org> - [dick\\_margaret@verizon.net](mailto:dick_margaret@verizon.net)

Fee: There is no fee, but all entries must be from PSA member groups whose dues are currently paid.

Awards: 1st, 2nd, 3rd Place Awards, Runner-up ribbons, Outstanding feature awards, the Arthur P. Henricks, Jr. Memorial Award (selected from the top rated newsletters in each of the three divisions). Announcement of these awards will be made at the General Membership meeting at the 2009 PSA International Conference

## 2009 PSA International Newsletter Contest Entry Form

Entries Accepted from March 2 through June 1, 2009

Mail printed entries to: Margaret Sprott 11514 Regency Dr. Potomac, MD 20854

Submit electronic entries to: [dick\\_margaret@verizon.net](mailto:dick_margaret@verizon.net)

Check Division: Chapter/Council \_\_\_\_\_ Large Club (76+) \_\_\_\_\_ Small Club (4-75) \_\_\_\_\_

Name of PSA Group: \_\_\_\_\_

Location Served: \_\_\_\_\_

Editor's Name: \_\_\_\_\_ Home Phone: \_\_\_\_\_

Editor's Street Address: \_\_\_\_\_

Editor's City: \_\_\_\_\_ State: \_\_\_\_\_ Zip Code: \_\_\_\_\_

Editor's E-mail Address: \_\_\_\_\_ Club's Website: \_\_\_\_\_

Is Editor an individual member of PSA? \_\_\_\_\_ Is Editor a member of the PhotoEditor's Group? \_\_\_\_\_

Title of Newsletter: \_\_\_\_\_

Electronic or printed? \_\_\_\_\_ Number of different issues per year? \_\_\_\_\_

Circulation - number of copies per issue: Printed: \_\_\_\_\_ Electronic: \_\_\_\_\_

PSA Club/Council dues expiration date (required for entry)? Month: \_\_\_\_\_ Year: \_\_\_\_\_

For PSA use only Date entry received: \_\_\_\_\_ Entry number: \_\_\_\_\_





*B&W Interclub - Coming Home by Tony Schwartz  
of Boston Camera Club*



*NECCC Winter Interclub - I Wanna be a Cowboy by  
Ed McGuirk of Boston West PS*

## **Winning 1st Place Digital Images In Various Categories**



*Glennie Nature Competition Best Wildlife - Loon Feeding Chicks,  
Ed McGuirk, Boston West Photographic Society*



*NECCC Winter Interclub Nature - Osprey with Catch by  
Janet DiMattia of Cape Cod VF*



*NECCC Spring Interclub - Passing Through by  
Shel Michaels of Nashua Forum*



NECCC Spring Interclub Nature 1st Place Digital - Osprey With Flounder for Dinner by Lisa Cuchera of New Haven CC



Interclub Color Slides Class AA - Feels So Good by Marilyn Cloran of Greater Lynn PA



Interclub Winter0 Nature - Preening by JoAnn Audette of Seven Hills GG



NECCC Winter Interclub Print Competition Color - White Necked Jacobin by Dan Brown of Photographers Forum



Spring- Color Nature Class B - Schwabacker Landing- by Dick Hudnall of Manchester CC



Spring-Interclub Color Nature - Ruddy Turnstone by David Drislane of Greater Lynn Photographic Association

# Drury's Digital Diary - 2.2 Merged Layer

by Fred Drury

Previously I described alternative Clean-Up workflows depending upon the type of work that was required to clean up the image. This issue I explain the need for, and the process of, creat-

ing a Merged layer.

## Merged Layer

You will recall that several columns back I identified important criteria around which this image optimization process is built. One of these was traceability ... to do the work such that when one later reopened the file one could clearly see the individual workflow steps. Therefore one could revert to any point in the process, make changes, and then complete the workflow in the same manner as the original.

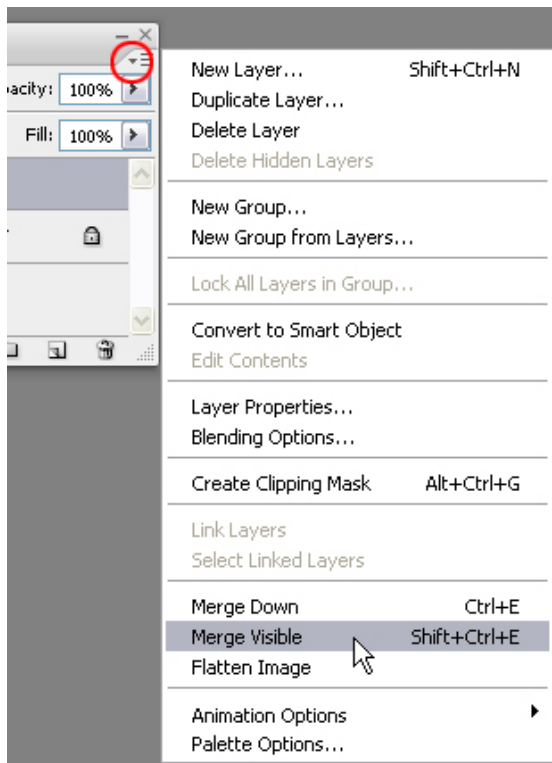


Figure 2: The Layers Flyout menu is one method of adding a layer of merged data to the top of the Layers stack

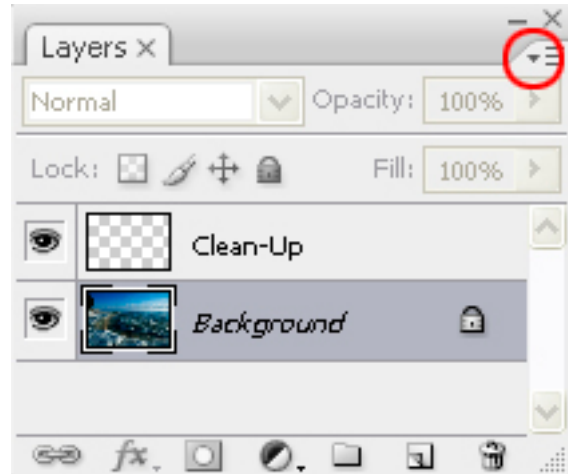


Figure 1: Applying the Shadow/Highlight tool will produce an error because Photoshop believes 'the active layer is empty'.

Figure 1 shows the Layers palette for an image where the Clean-Up procedure has been completed. The next step is going to be a Shadow/Highlight process. Shadow/Highlight can only be applied directly to an image. The Clean-Up layer on top of the Layers stack does not qualify. What is needed is to combine the two layers shown into a third to which one can then apply the Shadow/Highlight tool.

There are a couple of ways to do this in Photoshop®. First, click on the uppermost layer in the stack to make sure it's 'active'. Looking carefully at Figure 1, notice the small down-pointing arrow at the top right corner of the Layers palette... clicking on this arrow will open what is called a flyout menu (Figure 2). With a quick look at the menu, you'll see the Merge Visible choice

Continued on page 35



fourth up from the bottom. Unfortunately, if one selects that command, Photoshop® will create a merged layer, but one that replaces all the other layers in the process thus compromising traceability. The objective is to preserve those existing layers and add the merged layer on top of the layers stack. Here's how to do it ... first hold down the <Ctrl> and <Alt> keys, then click the flyout menu arrow, and while holding down the left mouse button, drag the cursor to Merge Visible ... then (while holding down the <Ctrl><Alt> keys) release the mouse. The new Layer will be placed at the top of the stack (Figure 3) ... and automatically named 'Layer 1'.

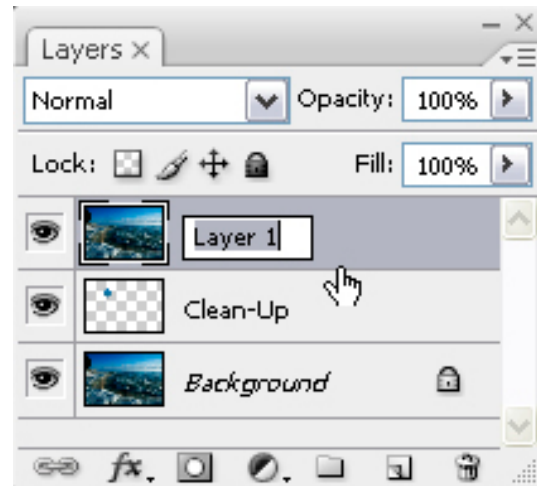


Figure 3: Double click on the Layer name and you'll be able to rename it as appropriate

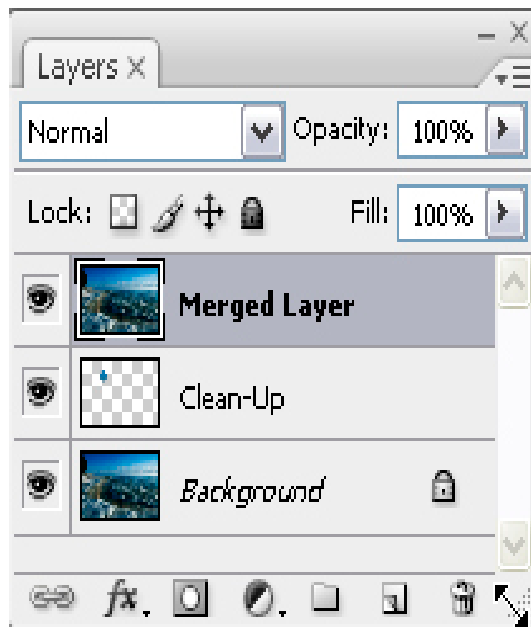


Figure 4: Layers palette with layer renamed as 'Merged Layer'

The second and easier way to do this is a keyboard shortcut. With the uppermost layer in the stack 'active', use the left hand to hold down the <Shift>, <Ctrl>, and <Alt> keys, then click the letter 'E' with the right hand. This too will put the new merged layer on the top of the stack.

To change the name 'Layer 1' to something more descriptive, double click on the existing name and then enter your choice. In Figure 4, 'Layer 1' was changed to 'Merged Layer'. The resultant layer stack is now ready for the application of the Shadow/Highlights process.

In future columns I'll introduce Photoshop's Shadow/Highlight adjustment. Since Adobe added this feature about three years ago, it has become an essential component of my image optimization workflow.



# NECCC Spring 2009 Electronic Interclub Competition

The Spring competition was held on April 1, hosted by the Cape Cod Viewfinders Camera Club. The competition was directed by Peter Selig, MNEC, assisted by Diane Robertson who obtained the judges. Janet DiMattia and Abdul Raoof read the scores and Debbie Owen and Don Moore recorded the scores on paper and a laptop computer. Tom Backman operated the club's computer with back-up provided by Bill Low. Thirty-three clubs participated in the Pictorial section and thirty clubs participated in the Nature section.

The judges for the competition were:

**Andre Bourque:** Andre has been a camera club member for over 20 years. He has competed at Stony Brook Camera Club in the AA level, receiving many awards for his outstanding work. Currently Andre was one of the early competitors to go digital, and he took this new venture to a very high level by presenting a totally digital, highly creative show at NECCC in the summer of 2004. This show has also been presented at camera clubs in the eastern states. Andre has conducted workshops on digital imaging and has had gallery shows of his beautiful prints.

**Mary Doo:** Immediate Past President of Photographic Society of Rhode Island (PSRI). Mary has won a number of awards at NECCC, Glennie, and Greater Lynn International. She has been published by Meridian Printing at the Providence Business Expo. Mary's current endeavor is wedding and people photography. She is also passionate about Nature and Wildlife Photography.

**Sarah Musumeci:** MNEC: Current Vice-President of Merrimac Valley Camera Club (MVCC). Sarah has judged at NECCC, PSA, and at the local camera clubs. She is a travel and architectural photographer. She has been published in Boston Magazine and Yankee Magazine, N.E. Travel and Life, Where's Cape Cod Peterson's Photographic Magazine, and Cape Cod Travel Guide including 14 covers.

## ***This Month's Winners***

The three winning clubs in the **Pictorial** section were:

<b>Club</b>	<b>Score</b>	<b>Place</b>
Boston	101	1st
Boston West	100	2nd
Central NE	99	3rd

The winning clubs in the **Nature** section were:

<b>Club</b>	<b>Score</b>	<b>Place</b>
New Haven	112	1st
Gateway	104	2nd
Cape Cod Viewfinders	103	3rd

The award winning photographs for the two sections were:

## ***Pictorial:***

<b>Club Name</b>	<b>Name</b>	<b>Title</b>	<b>Score</b>	<b>Award</b>
Boston	Abramov, Ron	Water Drop Reflections	29	1st
Nashua Forum	Nichaels, Shel	Passing Through	29	1 <sup>st</sup> /Pick
Boston West	Brady, Jim	John O'Malley	27	3rd
Boston West	McGuirk, Ed	Horseneck	27	3rd
Bridgeport	Gombeda, Bernard	On the Lookout	27	3rd
Cape Cod Viewfinders	Mills, Jim	Blue Adobe	27	3rd
Central NE	Christoph, Peter	Christoph's World	27	3rd
Greater Lynn	Conley, Sue	Sled Dog	27	3rd
Quinebaug Valley	Leaf, Karen	The Pressman	27	3rd

*Continued on next page*



**Nature:**

Club Name	Name	Title	Score	Award
New Haven	Cuchara, Lisa	Osprey With Flounder For Dinner	30	1 <sup>st</sup> /Pick
Bridgeport	Brundage, Pat	In Flight	29	2nd
Greater Lynn	McIntosh, Wendy	Polar Bear and Ivory Gull	29	2nd

The "Pick" photograph in each competition was chosen by the judges to be published in the NECCC Bulletin. All First place photographs will receive the same score and ribbon.

Within the next week or so the winning and HM photos in both sections will be posted on the NECCC web site ([www.NECCC.org](http://www.NECCC.org)). You might want to share that information with your club members who ask what types of photographs win.

Again in this competition two clubs entered photographs that had been entered previously; they were, of course, disqualified. Clubs are responsible for maintaining records of all photos entered to be sure a photograph is not entered a second time. If I can maintain such records for all the clubs for checking purposes, the club reps should be able to maintain records for a single club. Remember, once a photograph has been entered it may never be entered again. Entry in pictorial means it may not be entered in nature, and vice versa. These rules are slightly different from the rules used by the color and nature slide competitions so reps should carefully read the new rules document when it is issued in late summer.

**The Winning Clubs**

The overall winning clubs in pictorial for the 2008-2009 competition were:

Club	Total Score	Place
Boston West	279	1st
Bridgeport	269	2nd
Merrimack Valley	268	3rd

The overall winning clubs in nature for the 2008-09 competition year were:

Club	Total Score	Place
New Haven	294	1st
Gateway	284	2nd
Cape Cod Viewfinders	281	3rd

The winning photographs from the three competitions will be sent to a judge outside of New England who will pick the pictorial photograph of the year and the nature photograph of the year. Winners need to do nothing as I have all the photographs and will arrange the judging. The results will be announced at the awards ceremony on Sunday morning at the annual NECCC Conference in Amherst. The club awards will also be presented at the same time. I hope to see all of you there.

Congratulations to all the winners.

Be sure to watch for the instructions for entering the 2009-2010 competitions. There will be some changes in the competitions for next year so be sure to stay tuned.

**William B. Barnett**

**Electronic Photograph Interclub Competition Chairman - Email: [NECCC@optonline.net](mailto:NECCC@optonline.net)**

Simply look with perceptive eyes at the world about you, and trust to your own reactions and convictions. Ask yourself: "Does this subject move me to feel, think and dream? Can I visualize a print - my own personal statement of what I feel and want to convey - from the subject before me?"

**Ansel Adams**

# Spring 2009 / Final Interclub Print Competition Report

Reported by Arthur S. Vaughan, MNEC, NECCC Print Chairman

The Spring 2009 Interclub Print Competition was held on March 24 at the Seacoast Camera Club in Portsmouth, NH. The event organizer and coordinator was Alan Bennett. Serving as judges for this competition were: Don Chick, Tom Hindle, and Barry Nation.

Don Chick is the owner of a very successful portrait studio and has taught at the Seacoast Camera Club. A certified professional photographer, Don has won numerous awards for his photography. Tom Hindle ([www.imagesofthepast.com](http://www.imagesofthepast.com)) owns a professional photography studio, but his specialty is the restoration and printing of glass plate negatives. His business is located in Stillwater, Minnesota. Barry Nation has owned three successful camera stores in New Hampshire, and is now retired. He has presented programs on travelling to the Hymalayas and Hot Air Ballooning, and also served as a judge at Seacoast on numerous occasions. A dedicated group of volunteers shared the work of getting prints ready for competition night, running the competition, and performing "wrap-up" work involved in getting prints ready for return to their respective clubs: Alan Bennett, Paul Hopkins, Jackie Linder, Sandy McMillan, Kathy McQueeney, Eva Powers, and Mark Stevens.

Many thanks go to the Seacoast Camera Club for accepting the offer to serve as the Spring 2009 host club, and especially to Alan Bennett and all the members of the volunteer crew who shared the work involved in holding this event. This was the first interclub print competition held at Seacoast, and their eagerness to "step up to the plate" is greatly appreciated. Many thanks to all for a job well done! A total of 214 prints were submitted: 69 in Class A, 29 in Class B, and 116 in Color. Participating were 28 clubs, 16 in Class A, 9 in Class B, and 28 in Color. There was a total of thirty eight award winning prints. The the final club standings based upon cumulative point totals plus the results of the spring competition are listed below

<b>B&amp;W Class "A"</b>		<b>Fall '08</b>		<b>Winter '09</b>		<b>Spring '09</b>		<b>Final</b>	
<b>Club</b>		<b>Pts</b>	<b>Place</b>	<b>Pts</b>	<b>Place</b>	<b>Pts</b>	<b>Place</b>	<b>Total</b>	<b>Place</b>
Merrimack Valley Camera Club		95	1	89	3	93	3	277	1
Greater Lynn Phot. Association		89		91	1	96	1	276	2
Stony Brook Camera Club		92	3	88		93	3	273	3
Norwalk Camera Club		93	2	87		91		271	
Manchester Camera Club		88		91	1	88		267	
Greater Bridgeport Camera Club		87		84		84		255	
Photographers Forum		83		77		95	2	255	
Fall River Camera Club		81		85		87		253	
Cape Cod Viewfinders		89		80		81		250	
Wallingford Camera Club		84		80*		85		249	
Eastern Maine Camera Club		78		82		88		248	
Photographic Society of RI		85		79		84		248	
Charter Oak Photographic Society		76		80*		89		245	
Castle Craig Camera Club		81		73*		87		241	
Candlewood Camera Club		81		87		81		228	
Springfield Photographic Society		81		&		&		81	

<b>B&amp;W Class "B"</b>		<b>Fall '08</b>		<b>Winter '09</b>		<b>Spring '09</b>		<b>Final</b>	
<b>Club</b>		<b>Pts</b>	<b>Place</b>	<b>Pts</b>	<b>Place</b>	<b>Pts</b>	<b>Place</b>	<b>Total</b>	<b>Place</b>
Milford Camera Club		91	1	85	1	86	2	262	1
Southeastern CT Camera Club		83	2	85	1	85		253	2
Monadnock Camera Club		81	3	79		86	2	246	3
Seacoast Camera Club		77		73		94	1	244	
Boston Camera Club		79		84	3	80		243	
Windham Photography Club		80		79		67... 3x		226	
Housatonic Camera Club		41*		76		67... 3x		184	
Pine Meadow Photographers		78		37... 2x		41... 2x		156	
Flagpole Photographers		21... 1x		&		&		21	

*Continued on next page*

Continued from previous page

Color Club	Fall '08		Winter '09		Spring '09		Final	
	Pts	Place	Pts	Place	Pts	Place	Total	Place
Merrimack Valley Camera Club	90		93	1	97	1	280	1
Photographers Forum	99	1	89	2	89		277	2
Charter Oak Photographic Society	94		89	2	90		273	3
New Haven Camera Club	98	2	81*		92	2	271	
Greater Bridgeport Camera Club	94		89	2	85		268	
Photographic Society of RI	93		85		90		268	
Stony Brook Camera Club	96	3	80		92	2	268	
Greater Lynn Phot. Association	91		88		86		265	
Norwalk Camera Club	95		84		85		264	
Fall River Camera Club	86		89	2	87		262	
Castle Crag Camera Club	92		79*		90		261	
Boston Camera Club	87		82		91		260	
Candlewood Camera Club	90		84		86		260	
Eastern Maine Camera Club	85		84		90		259	
Manchester Camera Club	87		83		89		259	
Southeastern CT Camera Club	86		87		84		257	
Milford Camera Club	88		84		80		252	
Cape Cod Viewfinders	83		77		89		249	
Seacoast Camera Club	85		84		79		248	
Windham Photography Club	81		81		83		245	
Lakes Region Camera Club	82		79		83		244	
Monadnock Camera Club	81		78		85		244	
Seven Hills Camera Club	81		78		84		243	
Wallingford Camera Club	82		74*		83		239	
Flagpole Photographers	68... 3x		87		83		238	
Northern RI Camera Club	80		74		76		230	
Pine Meadow Photographers	77		72		73		222	
Housatonic Camera Club	81*		71		84		219	
Springfield Phot. Society	90		&		&		90	

1x = One print submitted 2x = Two prints submitted 3x = Three prints submitted & = No prints submitted

\* = Includes subsequent make-up score

### Individual Winners:

#### B&W Class "A" (Score Range: 18-26 pts.)

	PL.	Pts.	Club	Maker	TITLE
1 <sup>st</sup>	26		Merrimack Valley CC	Glenn Guaraldi	Acadia, Near Thunderhole
1 <sup>st</sup>	26		Photographers Forum	Joe Drapeau	Lincoln Woods
3 <sup>rd</sup>	25		Greater Lynn Phot. Assoc.	Karen Hosking	After The Storm
3 <sup>rd</sup>	25		Greater Lynn Phot. Assoc.	Len Tremblay	On The Marsh
3 <sup>rd</sup>	25		Stony Brook CC	Tony Risica	Say Uncle
HM	24		Charter Oak PS	Don Weston	Mormon Barn
HM	24		Eastern Maine CC	Julie Butler	Humble Harry
HM	24		Greater Lynn Phot. Assoc.	Greg Bartosik	Baby Blues
HM	24		Manchester CC	Dick Hudnall	Reflections
HM	24		Merrimack Valley CC	Les Wood	Brrr!
HM	24		Norwalk CC	Sandy Gennrich	Rhyolite Mercantile
HM	24		Norwalk CC	Ted Skeen	Window Washer
HM	24		Photographers Forum	Ken Harvey	Doppeltebrueke
HM	24		Photographic Soc. of RI	Donna Parker	Dahlia #5
HM	24		Stony Brook CC	Jim West	Flower

Continued on next page

## B&W Class "B"

Score Range: 18-25 pts.

PL.	Pts.	Club	Maker	TITLE
1 <sup>st</sup>	25	Housatonic CC	George Mudge	Crow
2 <sup>nd</sup>	24	Monadnock CC	Rhonda MacLeod	Bridge
2 <sup>nd</sup>	24	Seacoast CC	Dick Davenport	Colorado National Monument #3
2 <sup>nd</sup>	24	Seacoast CC	Sandy McMillan	Tipped Over
2 <sup>nd</sup>	24	Seacoast CC	Eva Powers	Waterfall In Yellowstone
2 <sup>nd</sup>	24	Southeastern CT CC	Drea Koval	Flight Formation
2 <sup>nd</sup>	24	Windham Phot. Club	Scott Yeomans	Katy #3

## Color

Score Range: 17-28 pts.

PL.	Pts.	Club	Maker	TITLE
1 <sup>st</sup>	28	New Haven CC	Frank Gilroy	Bass Harbor Light
2 <sup>nd</sup>	26	Merrimack Valley CC	Glenn Guaraldi	Bass Harbor Sunset
2 <sup>nd</sup>	26	Stony Brook CC	Jim West	Banff #3
HM	25	Boston CC	Beth Luchner	Duck Trail
HM	25	Castle Craig CC	Steve Wronker	Rusty Old Memory
HM	25	Eastern Maine CC	Jeremy Gray	You're Out
HM	25	Merrimack Valley CC	Sarah Musumeci	I'm A Little Sad Today
HM	24	Charter Oak PS	Austin Carey	First Light
HM	24	Eastern Maine CC	Suzanne Trussell	Man Sleeping while waiting for wife shopping
HM	24	Fall River CC	Cal Ellinwood	Summer Evening, Rose Island
HM	24	Greater Bridgeport CC	Bert Schmitz	Bison In Morning Mist
HM	24	Manchester CC	Joe Drapeau	Winter Seascape
HM	24	Manchester CC	Kent Messamore	Motif #1
HM	24	Merrimack Valley CC	Joan Francoeur	Himalayan Blue Poppies
HM	24	Photographers Forum	Sally Turner	Sunflower With A Twist
HM	24	Stony Brook CC	Tony Mistretta	Valentine Rose

## PSA Region 15 Report

by Robert B. Gorrill, APSA, MNEC

My personal thanks to Mary K. Hall, APSA., MNEC for her endeavors on behalf of PSA at the final meeting of the Yankee Photographic Society. During the course of the day-long event she managed to sign up several attendees to join the ranks of the PSA. I also would like to express my appreciation for all of the hard work that Jim Dionne, MNEC puts in on behalf of PSA in the great state of Connecticut.

One of the great perks that were available to new members, as well as long time members, was to be able to purchase Adobe products direct from Adobe at a substantial discount using a special code assigned to PSA. This was in addition to any current discounts that were currently being offered. One example is Adobe Lightroom where you would come out ahead receiving it virtually free just for the cost of a one year membership in PSA. The Society is working with other companies to offer members substantial discounts on

their products and will be announced in the *PSA Journal*.

The number of online study groups is exploding and in the Electronic Imaging Division alone there are 30 groups of seven members each going strong. Most of the groups operate with each group member posting a new image each month where they summarize what they did to that image for presentation. The new images are usually posted on the 10th of every month. Then the other group members will comment on the submitted images and those comments are posted on the 25th of every month. It is most certainly a great way to learn and to test your experiments in imaging technology with your peers.

The PSA Electronic Imaging Division website is open to all who would like to visit at [www.psaphoto.org](http://www.psaphoto.org). If you want to learn more about PSA contact me ([rd15@photo-ne.com](mailto:rd15@photo-ne.com)), Mary ([hallmaryk@verizon.net](mailto:hallmaryk@verizon.net)) or Jim ([jimski42@sbcglobal.net](mailto:jimski42@sbcglobal.net)) and we will be happy to assist you. Visit the Region 15 pages at <http://psa-newmember.org/psa-regions/reg15.html>.

## 2009-2010 NECCC Digital Circuit Details,

It's time to prepare and send your entry dues and collect the images for 2009-10 NECCC Digital Circuit. By now you should have received information about the circuits with the associated entry forms. As we did last year we will have two categories, one general/open and the other will nature. Your club may participate in one or both.

The Digital Circuit has been designed to make participation simple. The deadlines for the digital circuit are as follows: A participation form and the \$5.00 fee per category (\$10.00 for two) is due by June 30, 2009.

The deadline for image submission is July 25, 2009. This gives us time to prepare the circuits for the judges, allows them enough time to judge thoughtfully and record a commentary. The circuit images will be assembled into a show and the taped commentary will be used as the audio track in the show. Individual CDs will be distributed to participating clubs with any awards/ certificates and overall results just as was done last year. If we do not receive the images on time, the rest of the process will be much more difficult. Thank you in advance for helping us out.

Please do send me your \$5.00 fee per category by mail. A single \$10.00 check will be ok for entry into both Please note that you do not need to predetermine your date for showing the circuit images and commentary. It's best to collect six digital images per category before your club adjourns for the summer. To further simplify matters you may submit your images via email to [images@vertalis.com](mailto:images@vertalis.com)—be sure to indicate your club name and the words "NECCC Digital Circuit" in the subject line. In the event you are unable to email images please prepare a CD and have it available for the Sunday morning breakfast for NECCC reps at the July NECCC conference. If this isn't possible, please mail the CD to me at the address above.

You should have received an email from me with a document attached detailing the image preparation and naming convention, a listing of the clubs and their short names and a presentation outlining the circuit. Please be sure to follow these guidelines as we would like to keep this process as simple and automated as possible.

Thanks for your help. Let me know if you have any questions. I look forward to your clubs participation and hope to see you at this year's conference. You may reach me via email [sverma@vertalis.com](mailto:sverma@vertalis.com) or call 617-759-0010

**Shiv Verma, MNEC**



## 2008 Conference Models

Official photos of our 2008 Models at our Conference are to be found on the next two pages. The official group photograph was taken by Gordon Yu of Quincy. The models are listed by row in the group photograph..

Top Row: Irma Mikalaiciunas, Jamie Maguire, Audra Burns, Kaitlyn Bolduc, Amber Faucher, Marina Antsiferova

Middle Row: Meagan Tantarawat, Paige Kelly, Rebecca Scalera, Mary Ann Isham, Monica Bradley, Alyssa King

Bottom Row: Jessica Strykowski, Joy Meredith, Alison Campbell, Sunnie Anderson, Maya Johnson, Christa Gregoire

If you have any photos that you did not turn in to the Model Committee of any of these young ladies it would be greatly appreciated if you will do so as soon as possible. They would love to see your photographs.

I know some photographs that are extraordinary in their power and conviction, but it is difficult in photography to overcome the superficial power or subject; the concept and statement must be quite convincing in themselves to win over a dramatic and compelling subject situation.

**Ansel Adams**





*Kailyn Bolduc*



*Marina Antisiferova*



*Mary Ann Ishan*



*Maya Johnson*



*Meghan Tantimaratwat*



*Monica Bradley*



*Page Kelly*



*Rebecca Scalera*



*Sunshine Anderson*



*Alison Campbell*



*Alysa King*



*Amber Faucher*



*Audra Burns*



*Christa Gregoire*



*Irma Milkalaiciunas*



*Jamie Maguire*

*New England Camera Club Council, Inc.*



*Jessica Strykowski*



*Joy Meredith*



## **Editor's Notes**

*by Robert B. Gorrill, APSA, MNEC*

I would like to express my thanks to all those who sent cards and emails due to the problems I have been having with my vision. Those problems still exist although there does seem to be some slow, but sure, improvement.

It is important for each and every club to make sure that their information is up to date with addresses, club meetings, NECCC Representatives, club presidents, etc., so that our material that is sent out to the clubs arrives in the proper hands and that the information is passed on to the club membership. Check your listing on the NECCC website and make sure that the details about your club is correct. If it is not then contact our webmaster and inform him as to what needs to be changed.

Check the Winter 2008-09 issue of the *NECCC Bulletin* and make sure that the club information is correct. If there are changes, such as officers or club representatives, then please send me email-[editor@neccc.org](mailto:editor@neccc.org). You should also check the same information on the NECCC website where you will find the listing of member clubs. Make sure that it, too, is correct and up to date.

---

## **Donations to NECCC**

Donations to NECCC by individuals and/or camera clubs are welcome. They can be an excellent way to remember a deceased friend, family member or camera club colleagues, but they may be given for any reason. You can be sure these donations will be put to good use. Donations to the NECCC Memorial Fund are used to help provide scholarships to worthy students who are residents of New England and who are enrolled in a photography major at an accredited college. Checks should be made payable to the "NECCC Memorial Fund" and mailed to:

Richard A. Novak, MNEC  
157 Forest Hill Road  
Springfield, MA 01128

Donations to the NECCC General Operating Fund help defray the operating expenses of the Council, including the cost of services provided to member clubs and the expenses of the Annual Conference at Amherst. Checks for the General Account should be made payable to "NECCC" and should be mailed to:

Susan Mosser, FPSA, HonNEC  
173 Central Street  
No. Reading, MA 01864

All contributions are tax deductible and will receive a written acknowledgement.

## **Dealing with a Color Cast**

*by Rick Cloran FPSA, MNEC*

In this digital age, one thing that seems certain is that there are a dozen or so ways to do almost everything in Photoshop. Here is one of mine for dealing with a color cast.

Open the image you want to edit

From the main menu select Image > Duplicate Image and click OK to accept the default name and create the copy.

Working on the copy (duplicate) image from the main menu select Filter > Blur > Average

This will turn the duplicate image into a uniformly toned / colored nothing. That is what you want as it provides input for the correction

Reselect (click back on) your original image and position it so that you can see it and the now blurred duplicate at the same time. You don't need to be able to see all of the duplicate, just enough so that you can see a portion of the uniform color.

Using either the menus ( Layer > New Adjustment Layer > Levels and click OK to create the layer) or more simply just clicking on the "Add New Adjustment Layer" icon (half black - half white circle) in the bottom middle of the Layers pallet) on your Layers Pallet and selecting Levels add a Levels Adjustment Layer to your original image.

Select the gray point (middle) eye dropper on the Levels Adjustment Layer

Move the eye dropper over the uniform color on the duplicate and right click with your mouse to have the Levels Adjustment Layer pick up that color as middle grey.

You should see an immediate change in your original image colors as that blurred color (which contained the effect of the color cast) is interpreted to be a clean 18 percent grey (sans color cast). You can click to toggle the layer dialog box image preview on and off to see the change that took place.

If you like the correction, click OK to accept the new Levels Adjustment Layer on your original image. (If you need to, you can still use the normal levels sliders to adjust the whites, blacks and midtones in your image further before accepting it or by reopening it later.)

Go back to the duplicated image and close it without saving. It has served its purpose

Try this on an image that you feel has a pesky color cast that you haven't been able to quite get out using other methods.

## OFFICERS OF THE NEW ENGLAND CAMERA CLUB COUNCIL, INC.

### **President**

Jacob Mosser, III, FPSA,  
HonNEC  
173 Central Street  
No. Reading, MA 01864

### **Treasurer**

John Fuller, FPSA, MNEC, AFIAP  
97 North St.  
Norfolk, MA 02056

### **Chairman of the Board**

Abraham Reisman, APSA,  
HonNEC  
51 Emerson Street  
Springfield, MA 01118

### **Steering Committee - VP**

Susan Mosser, FPSA, HonNEC  
173 Central Street  
No. Reading, MA 01864

### **Conference Co-Chairs - VP**

Gail Hansche-Godin, MNEC  
and David Godin  
1 Prentiss Hill Rod  
Hubbardston, MA 01452

### **Attorney**

\* Alan Parker  
% Sorokin, Gross & Hyde PC  
1 Corporate Center  
Hartford, CT 06103

### **Secretary**

Mary Campagnolo, APSA,  
MNEC  
14 Berry Street  
Danvers, MA 01923

### **Clerk**

Dr George Nieske, FPSA,  
MNEC  
330 Reeds Landing  
Springfield, MA 01109

### **NECCC Bulletin Editor - VP**

Robert B. Gorrill, APSA, MNEC  
48 High Street  
Damariscotta, ME 04543-4632

## HONORARY LIFE VICE PRESIDENTS

Harold T. Ahern, FPSA, HonNEC  
330 Barton Avenue  
Belchertown, MA 01007

Merriam Blodgett, HonNEC  
101 Plymouth Avenue  
Milton, MA 02186

James Parsons, FPSA, HonNEC  
80 Longview Road  
Monroe, CT 06468

Dr. Owen Santer, APSA,  
HonNEC  
15 Pleasant Place  
East Longmeadow, MA 01028

Everett Murchie, FPSA, HonNEC  
327 Fisher Road  
Fitchburg, MA 01420

Robert Yankee, HonNEC  
95 Highwood Drive  
Franklin, MA 02038

## GENERAL ACTIVITIES VICE PRESIDENTS

### **Recorded Lectures**

Paul Peterson, MNEC  
18 Richill Road  
Branford, CT 06405-2604

### **Nature Circuit**

Cindy Gosselin, MNEC  
508 Cypress Road  
Newington, CT 06111-5618

### **Slide Circuit**

Dr. Raymond Guillette, MNEC  
P.O. Box 596  
Attleboro, MA 02703

### **Print Circuit**

Dr. George Nieske, FPSA,  
MNEC  
330 Reeds Landing  
Springfield, MA 01109

### **Club Service Packet**

Ken Cook, Jr., MNEC  
35 Westminster Street  
East Longmeadow, MA 01028

### **Nature Slide Competitions**

Lois Clarke, FPSA, EPSA,  
HonNEC  
130 Mill Street  
Wethersfield, CT 06109

### **Pictorial Competitions**

Harold Siskin, MNEC  
63 Curve Hill Road  
Cheshire, CT 06410

### **Print Competitions**

Arthur Vaughan, MNEC  
124 Boston Street  
No. Andover, MA 01845-6204

### **Taped Commentary**

Paul Peterson, MNEC  
18 Richill Road  
Branford, CT 06405-2604

### **NECCC Best Print**

Jane W. Guaraldi, MNEC  
11 Long Pond Road  
Kingston, NH 03848

### **Digital Competitions**

William B. Barnett, AFIAP MNEC,  
66 Jasmine Circle  
Milford, CT 06461-1788

### **Digital Circuit**

Shiv Verma MNEC  
62 Dedham Street  
Wrentham, MA 02093

## SPECIAL SERVICES VICE PRESIDENTS

### **Bulletin Circulation**

Ken Cook, Jr., MNEC  
35 Westminster Street  
East Longmeadow, MA 01028

### **Bulletin Subscriptions**

James Dionne, MNEC  
131 Pembroke Court  
Meriden, CT 06450

### **Membership**

James Dionne, MNEC  
131 Pembroke Court  
Meriden, CT 06450

### **Seminar Equipment**

Bruce Grant, HonNEC  
81 Bridge Street  
Suffield, CT 06078

### **Historian & Memorial Fund Ch**

Richard A. Novak, MNEC  
157 Forest Hill Road  
Springfield, MA 01128

### **Publicity**

Gail Hansche-Godin, MNEC  
and David Godin  
1 Prentiss Hill Rod  
Hubbardston, MA 01452

### **General Fund Chairman**

Susan Mosser, FPSA, HonNEC  
173 Central Street  
No. Reading, MA 01864

### **Scholarship Chairman**

Antoinette Gombada, HonNEC  
817 Chickadee Lane  
Stratford, CT 06614

### **Speakers & Judges Listing**

Roy Marshall, MNEC  
55-9 S. Meadow Village  
Carver, MA 02330

### **Honors Chairman**

Antoinette Gombada, HonNEC  
817 Chickadee Lane  
Stratford, CT 06614

### **Club Conference Mailing**

Ken Cook, Jr., MNEC  
35 Westminster Street  
East Longmeadow, MA 01028

### **Conf Mailing Requested**

Dr. J. Owen Santer, APSA,  
HonNEC  
15 Pleasant Place  
East Longmeadow, MA 01028

### **Individual Conf Mailing**

Abraham Reisman, APSA,  
HonNEC  
51 Emerson Street  
Springfield, MA 01118

### **Web site Webmaster**

Rick Sereque, APSA, HonNEC  
28 Silva Terrace  
Oxford, CT 06478-1816

## CONFERENCE COMMITTEE VICE PRESIDENTS

### **Co-General Chairmen**

Gail Hansche-Godin, MNEC  
and David Godin  
1 Prentiss Hill Rod  
Hubbardston, MA 01452

### **Production Director**

David Yankee, MNEC  
22 Johnson Ave  
Chicopee, MA 01013

### **Youth Director**

Karen Geaghan  
15 Addison Road  
Wilbraham, MA 01095

### **Vendor Liaison**

Audrey Weigold, APSA,  
HonNEC  
29 Wallens Hill  
Winsted, CT, 06098

### **Hospitality & Notes Sales**

Mary K. Hall, APSA, MNEC  
200 Burkhall St., #205  
Weymouth, MA 02190

### **Equipment Coordinator**

Susan Mosser, FPSA, HonNEC  
173 Central Street  
No. Reading, MA 01864

### **Print Competitions**

Arthur Vaughan, MNEC  
124 Boston Street  
No. Andover, MA 01845-6204

### **Equipment Director**

Stephen J. Tierney, MNEC  
8 Lonesome Pine Rd  
Cumberland, RI 02864

### **Photo Hi-Jinx Co-Chair**

Chris Germain, MNEC  
142 Maple Street  
Lynn, MA 01904

### **Slide Competition**

Barbara E. Rozavsky, MNEC  
53 Beach Ave.  
Swampscott, MA 01907

### **Conference Photographer**

\* Dana Hoffman, MNEC  
18 Gooseneck Lane  
Swampscott, MA 01907

### **\* Glenn Guaraldi MNEC**

11 Long Pond Road  
Kingston, NH 03848

### **Brochure Printing**

Dr. J. Owen Santer, APSA,  
HonNEC  
15 Pleasant Place  
East Longmeadow, MA 01028

### **Photo Hi-Jinx Co-Chairx**

Barbara E. Rozavsky, MNEC  
53 Beach Ave.  
Swampscott, MA 01907

### **Officer & Speaker Reg**

Olive Weingart, APSA, HonNEC  
130 Gillette Rd.  
New Hartford, CT 06057

### **Electronic Imaging Comp**

Pam Stanley, MNEC  
400 Humphrey St.  
Swampscot

### **Trophies & Ribbons**

Jacob Mosser, III, FPSA,  
HonNEC  
173 Central Street  
No. Reading, MA 01864

### **Models & Lighting**

Dr. James Gallagher, MNEC  
20 Shirley Street  
Winthrop, MA 02152

### **Courtesy Enrollment Dir**

Jacob Mosser, III, FPSA,  
HonNEC  
173 Central Street  
No. Reading, MA 01864

### **Speakers' Notes**

Pam Stanley, MNEC  
400 Humphrey St.  
Swampscott, MA 01907

\* Not an NECCC Officer



*NECCC Fall Interclub Print Competition - Class B - B&W - Snuggle Time  
by Monica Baer of Milford CC*

***Visit our Web site at: [www.neccc.org](http://www.neccc.org)***

**New England Camera Club Council, Inc.  
KEN COOK, MNEC  
35 Westminster Street  
East Longmeadow, MA 01028**

Non-Profit Org.  
U.S. POSTAGE PAID  
WARE, MA  
Permit No. 78