

NECCC Bulletin


Volume 75 The Official Publication of the NECCC

Spring Issue 2015

In This Issue

President's Message	Page 2
NECCC Honors	Page 4
It's A Party and You're Invited	Page 4
Conference Programs Descriptions	Page 5
Memorial Scholarship Fund	Page 12
General Fund Report	Page 12
Speakers & Judges List	Page 13
Club Services Packet	Page 13
2105 Greater Lynn Exhibit	Page 14
Iceland by Jake Mosser	Page 16
Infrared SW by Tony Sweet	Page 19
NECCC Fall Print Report	Page 21
NECCC Winter Print Report	Page 28
NECCC Spring Print Report	Page 33
NECCC Print of the Year	Page 38
The Essence of Being Human Inspired by Cynthia Perdigao	Page 40
PSA Exhibit at GLPA	Page 42
Websites of Interest	Page 43
In Memoriam Jane Sibley	Page 44
2015 NECCC Officers	Page 45

NECCC 70th Annual Conference
FEATURE PRESENTATION
Fine Arts Theater
Saturday Night July 18th
Going Wild with Ron Magill
Sponsored by Nikon




From the exhibits in your local zoo to the peak of Mount Kilimanjaro, whether photographing polar bears in the sub-freezing temperatures of the arctic or lions on the scorching plains of the Serengeti, Ron has been able to capture wildlife in a way that has inspired people around the world. He will share his amazing stories about his encounters with wildlife and will show you how to get the most with what
Cont'd on page 43



NECCC is a proud member of PSA

President's Message
By Dennis Goulet



A non-profit organization, NECCC focuses on empowering photographers to fully explore the art of photography. One of the means we use to provide educational and practical photo opportunities is our Annual Photography Conference. This conference combines educational programs, photographic opportunities, vendor space, door prizes, and a keynote address in a three day weekend. Our goal is to provide as many activities and speakers as possible for a low cost.

Our conference co-chairs, Susan Mosser, FPSA, HonNEC, and Antoinette Gombeda, APSA, HonNEC, have brought together a slate of experienced lecturers that have been well received at previous NECCC events. After several years of UMass campus construction that disrupted our normal conference schedule, that is over and we are pleased to offer a Sunday morning special event (New England Revolutionary War reenactors), and Antoinette and Susan brought back the Ice cream social. Our Photo Ops this year also go beyond what has been offered in the past with special set ups for high speed flash, inspirational floral techniques, fire-bellied frogs, and Buford the bulldog to name a few. See the conference pages [HERE](#) to see all that is offered this year.

This year, in addition to providing the speaker notes to each attendee in electronic format, you have the option to order a printed copy. Our speaker notes are really a great source of information to refer to after the conference is over, to refresh your understanding of a technical detail, or to explore a topic you weren't able to attend.

However, it's not all a bed of roses; there are a few thorns in there. The conference attendance has been declining over the last ten years. I understand that there are now many ways to access knowledge of photographic techniques and opportunities. Many clubs offer top notch speakers during the year, and a few offer one day workshops, but the cost of the conference is a pretty good value. In 2014, only half of the attendees were members of NE camera clubs; that works out to be only 11% of the NE camera club members. If I don't count the workers at the conference, who get to see very little due to their responsibilities, it is only 9% of the camera club membership. I don't know why that is, but it is what the analysis shows.

To help us decide what we offer in the future, we will likely send out surveys to gather information regarding what is needed or wanted in the way of photographic knowledge and opportunities. Information is the key to making effective improvements for the future of the New England Camera Clubs. I'm hoping you will all find the time to answer requests for information.

Next year, Antoinette Gombeda will be the president of NECCC, but in the meantime feel free to contact me with questions and/or suggestions for the improvement of NECCC. You can reach me at NECCC2015@comcast.net



IT'S A PARTY AND YOU'RE INVITED

July 17, 18, 19, 2015

University of Massachusetts, Amherst Campus

Congratulations to NECCC for celebrating its 70th anniversary year. We're having a party and are happy you are here sharing this occasion with us. Like any party this weekend is filled with special events. There is an array of unique setups in photo ops; a chance to visit with friends at the ice cream social; the opportunity to view images from around the world in the final Greater Lynn International Exhibition, a chance to capture smoke and musket fire with the Sunday photo event and you may even hear your name called as one of the recipients in our door prize extravaganza. Best of all, your favorite speakers have returned along with others who will soon be added to your favorite list and all bring with them a diverse list of subject matter. This party has it all!

REGISTER ONLINE AT

<https://umass.irisregistration.com/Home/Site?code=NECCC>

Early Bird Registration, save \$40, register by June 26th

2015 70th Anniversary features:

Ron Magill featured presenter **sponsored by Nikon**

- Six pre-conference workshops
- Pre-conference portfolio review
- 28 speakers — all your favorites are back!
- Equipment loans from: **Canon, Nikon, Sigma, and Tamron**
- Camera testing clinic: **provided by Precision Camera (CT)**
- Photo Ops anniversary edition: high speed flash; Charles Needle w/ floral; fire-bellied frogs; Buford the Bulldog; Re-Enactment character models, and much more
- Ice cream social
- Showing of final 38th Greater Lynn International Exhibition
- Revolutionary War Re-Enactment (**sponsored by Hunt's**)
- Free color online Speakers' Notes in digital format
- Anniversary prize of 4 gb flash drive for each attendee
- Door prize extravaganza (cameras, lenses and much more)

Vendors Competitions Models

Conference Chairmen: Antoinette Gombeda, HonNEC APSA
and Susan Mosser, HonNEC FPSA



70th Anniversary
PHOTOGRAPHIC
CONFERENCE
JULY 17, 18, 19, 2015
Univ. of Massachusetts
Amherst, MA
Registration forms available
from
www.neccc.org
Or email Kevin Fay at
rneccc@aol.com

For all the latest conference information, schedule and updates, go to:

<http://www.neccc.org/p/2015-conf.html>

2015 NECCC CONFERENCE Program Descriptions

GENERAL INTEREST

Lindsay Adler (NY) Conquering Evil Light

Sometimes photographers have to shoot in less than ideal lighting situations. Perhaps the wedding is midday in the middle of a field, or perhaps your event is in a fluorescent-lit room. Lindsay will discuss the top ten worst photography lighting situations and how to conquer them. She will explain which solutions are most practical and why one option may be preferable over another. You will leave this program feeling far less intimidated by poor light situations. **Sponsored by Sigma and Miller's Lab**

John Barclay (PA) Dream – Believe – Create

This presentation is designed to motivate and inspire you to believe that you can create the images you have always dreamed about making. You will be encouraged to capture the essence of the subjects you are drawn to using the creative medium of photography. This might entail capturing a small intimate portion of a scene or it might involve more creative techniques such as multiple exposures, the “slide sandwich” or camera movement for a more expressive interpretation. Numerous examples of traditional nature scenes as well as more abstract and urban compositions will be included. Together, you and John will take a journey to where you will be liberated to Dream again, believing that you can indeed create the images you imagine!

(B, I, A) **Sponsored by Athentech**

Joe Brady (NY) Ten Tips for Creating Better Landscape Photographs

Join host Joe Brady as he shares his tips and insights for creating better landscape photographs. While technical and software processing techniques will be explored, this presentation hopes to offer you some insights on how to approach landscape photography in ways that will make the experience more rewarding and help you to produce better results. Whatever your style and wherever you go, this presentation can help you to approach the landscape so that it will begin to fully share its beauty and secrets with you. (B, I, A)

Sponsored by Sony

Bruce Dorn (AZ) Unleashing Your Inner Filmmaker

Just about every modern DSLR now features HD filmmaking capability and it's high time that you explore these wonderful storytelling features. From simply documenting a day in the park with the kids to producing your own scripted narrative, there are certain basic filmmaking techniques which must be understood and applied. Join Canon Explorer of Light and 30 year Hollywood veteran, Bruce Dorn, as he demystifies the filmmaking process in this entertaining and educational session. Attend, learn, and start your own meteoric climb to filmmaking stardom! (B, I, A) **Sponsored by Canon**

Andre Gallant, ANEC (Canada) – Inspiration – Creative Photography Projects

As photographers we all strive to feel and be creative, but often, we don't seem to have enough time to photograph, or we can fall into a rut. Andre will share with you some creative exercises and photography challenges that will inspire and motivate you to pick up your camera and start shooting. It can be something as basic as photographing a simple topic or it can be more elaborate like embarking on a 52 week photography challenge with some friends or camera club members. You will no doubt leave inspired, ready to embark on your own journey of creativity and discovery. (B)

Michael Goodman, MNEC (NH) Adding Points to your Competition Images

Actively competing in club competitions has had an enormous impact on my photographic skills. As both a judge and competitor for some time, I've learned a few things about how to more successfully compete at camera clubs as well as international exhibitions. I will be sharing what has and hasn't worked for me both in capturing as well as selecting winning images in nature/wildlife, landscapes, sports and travel. What really does make a good competition image? My focus will be on creating images that get the judge's attention and even more importantly gets the audience's attention. (B, I, A)

Lou Jones (MA) It's Not as Easy as it Looks: the Stories Behind the Scenes

In the strange world of commercial photography, the final image appears pristine and effortless. Yet as photographers, we know it is often the culmination of days, weeks, even months of calculated preparations. In no other profession, is the behind the scenes planning as complex. Come and hear photographer and Road Warrior, Lou Jones, share his expertise from three decades of producing iconic shots for ad campaigns, annual reports, magazine articles, book texts and long term projects. From the Olympics to Death Row, Fortune 500 to National Geographic, Lou's trials and tribulations in the trenches, on the road, and in the studio will be discussed. Lou will reveal, step-by-step, his creative process from accepting an assignment, planning the shot, and troubleshooting the unexpected to achieve the desired result. If you ever wondered, what does it take to get that shot? Then come see examples and hear the stories of a master photographer known for his animated presentations. (B, I, A) **Sponsored by Nikon**

Jürgen M. Lobert (MA) Urban Night Photography

Jürgen will show how to create urban nightscapes, hauntingly beautiful views of captured time and deepened colors. Night photography transforms the familiar and can create exciting cityscapes, revealing beauty in the mundane. Night images relay a profound serenity by capturing time, where clouds and cars become streaks, water ripples smooth over and stars form trails in the sky. Urban night photos require the photographer to balance highlights of a multitude of sources, which becomes a rewarding challenge needing different approaches compared to naturally moonlit scenes. Jürgen will show many examples of waterfront images, motion, different vantage points and, yes, even urban star trails! The presentation will also touch on equipment, basic camera settings, white balance, sources of light and how to process the outcome. (I, A)

Bob Ring and Donald Toothaker (MA) Exploring Black and White

Join our speakers as they explore B&W photography from both the technical and creative sides of today's digital photography. Bob and Don discuss best camera techniques, software and brands of print paper to use and much more. They also discuss the best attributes of an image for B&W photography. The key to the creative process starts with being able to 'see' in B&W. Can you? (B, I, A) **Sponsored by New England Photo Workshops**

Kathy Tarantola (MA) Panoramic Landscape Photography

Creating captivating panoramic images is within reach of all photographers these days with digital stitching, but it still takes a good eye and a bit of technical skill to make them really shine. Kathy Tarantola has been taking panoramic landscapes for many years, both digitally and with a Noblex 120mm rotating film camera. She will show samples of her work and discuss composition, equipment, and techniques for creating successful images.

NATURE

Charles Glatzer (NC) – Metering Demystified

Meter Patterns determine exposure. Priority Modes change variables. All Metering Patterns and methods will work, some are simply easier to implement than others in certain circumstances. When photographing wildlife, the difference in capturing a mediocre image or the image of a lifetime often comes down to fleeting seconds. Learn how, why, and when to use the various patterns and modes to your best advantage. The advantages and detriments of Manual and Av priority modes will be covered at length. Easy to remember exposure tips and techniques will be provided. (I, A) **Sponsored by Canon**

Roman Kurywczak (NJ) Create Tack Sharp Macro Images -without a tripod!

Tired of carrying around your tripod for macro photography? Many flower shows and arboretums don't allow the use of a tripod as well. Roman will guide you through the steps of creating tack sharp macro images without using a tripod! The secret to his success is effectively using flash as well as other light sources. During this program Roman provides you with the settings and secrets to creating your own tack sharp macro images whether you are out in the field or inside a facility that doesn't allow the use of tripods. Everything from gear, camera settings, to accessories will be covered in this instructional program. (I, A) **Sponsored by Sigma**

Jacob Mosser III, FPSA, EPSA, HonNEC (MA) North East Massachusetts Nature

This is a presentation of many of the area's nature photography hot spots as experienced by Jake in recent years. While it is based on one person's encounters, it is a guide for what is available to the photographer with patience, persistence and a love of nature. Subjects range from magnificent mammals and spectacular bird life to visually pleasing botany. Along with the more spectacular creatures will be images of the little details of the natural world that are available to the discerning eye. Also included are a few basic tips for the entry level photographer. Many of the example images are successful PSA Nature exhibition works. Local parks along with backyard photography are explored. (B, I, A)

Ian Plant (MN) Supercharge Your Vision: 10 Creative Missions for Visionary Photographers

Learning how to take photos is easy, but learning how to take *great* photos is considerably more difficult. In his presentation, professional nature and travel photographer Ian Plant will present 10 inspiring creative missions designed to get you trying new things, seeing the world in a different way—and to get your creative juices flowing!(B, I, A) **Sponsored by Tamron**

DIGITAL

Rick Cloran, FPSA, MPSA, MNEC (MA)– Exploring Camera Raw

In this session Rick will explore the features of Camera Raw in both Photoshop CS6 and Elements 12. We will focus on a suggested work flow and suggestions for optimizing images before sending them into the main Photoshop or Elements editors for additional work. In addition, Rick will examine the use of Camera Raw as a means of processing Jpeg, Tiff and even PSD files. (B, I)

Dennis Goulet, MNEC (MA) - Focus Stacking: the Quest for Depth of Field

Many times we find that depth of field is too shallow to obtain the image we visualize and may be limited by lens physics, or by creative choices we make such as large aperture or subject distance. Focus stacking is the merging of the sharp sections of multiple image captures of the same scene and has been demonstrated to be a useful tool to increase apparent depth of field. The technique can be applied to microscopic subjects and insect heads, macro subjects, isolating subjects for a soft background, and even landscapes. This program will demonstrate simple techniques in Photoshop to merge as few as two images to achieve depth of field otherwise unattainable. Care must be taken in capturing the images, anomalies sometimes arise; some of which are easily fixed and others that are impossible to fix. Manual techniques will be demonstrated as well as automated tools in Photoshop suitable for multiple image stacks. A short discussion of specialized focus stacking software is also planned. (I, A)

Tim Grey (NY) - Getting (and Keeping) Photos Organized in Lightroom

If you have ever struggled with finding a particular photo you were looking for, you will not want to miss this informative and entertaining session presented by Tim Grey. You'll learn key concepts that are critical to successfully managing your photos in Adobe Lightroom, including tips on a workflow that will help you consistently keep your photos organized. Tim will provide tips on importing photos into Lightroom, reviewing photos to identify favorites, adding keywords. Perhaps most importantly, you'll also learn how to leverage the powerful filtering options in Lightroom to actually locate specific images later. In a short period of time, you'll gain the knowledge and confidence you need to define your own workflow for managing your photos in Lightroom. **Sponsored by Adobe**

Charles Needle (WA) Creative Smartphone Photography

You've probably heard that the best camera is the one you have with you. Smart phones are gaining popularity among serious amateur and professional photographers alike, and are now considered a legitimate tool for capturing the world around you. In this session, award---winning photographer Charles Needle will explain how smart phone photography can make you a better photographer and how you can craft creative, expressive images using nothing more than your phone. Charles will cover some of the technical aspects of smart phone photography, including equipment, accessories, workflow, and printing considerations. In addition, he will show you how to use several key shooting and editing apps in a "live" demonstration.(Note: This presentation is suitable for iPhone, Android, and Windows phone users, as well as Mac computer and PC users.)(B, I, A)

Tony Sweet (MD) Plug Ins – Unplugged

Plugins are shortcuts to more complicated software procedures, making creative image processing accessible to everyone. The learning curve is short and the effects can be striking, from natural to surreal. This presentation covers creative use of plugins, showing a series of "befores" and "afters" illustrating the breadth of creativity at our fingertips. (B, I, A) **Sponsored by Nikon**

Shiv Verma, APSA, MNEC (MA) Moving to Mirrorless

Mirrorless cameras are a rapidly growing category and are currently the most enticing and popular cameras available. They are light, compact and come with a full complement of lenses from 14mm to 600 mm lenses. Their exceptional photo and video quality makes them very compelling. Though much more compact than a comparable DSLR, they retain the manual control scheme that appeals to the advanced user. In this program we will look at some of the pros and cons. We will learn how to set up a mirrorless system and get some tips on using these cameras to the best of their capability. This is also an opportunity to learn hybrid photography capturing stills from 4K video. See how mirrorless cameras can change your photography and spark your creativity. (B, I, A) **Sponsored by Panasonic**

PHOTOJOURNALISM

Damian Strohmeyer (MA) A Lifetime of Sports Photography

From the frozen tundra of Green Bay's Lambeau Field to the Big House at the University of Michigan, from Fenway Park to Yankee Stadium, from sweaty gyms to freezing sidelines, Damian Strohmeyer will share photos that have captivated sports fans the world over. Damian's program will help you fine tune the process of capturing action photos with technical tips and practical advice about covering fast moving events. This entertaining program will bring out the sports photographer in all of us and applies to professionals and advanced amateurs as well as students and sports fans. (B, I, A) **Sponsored by Canon**

Joanne Rathe Strohmeyer (MA) A Journey through the Evolution of Daily Photojournalism

Joanne will show images and tell stories from her 30-year career as a photographer at The Boston Globe. Joanne began her career during the age of black and white hand printed photographs when meeting deadlines were infinitely more challenging than inserting a Wi-Fi card and hitting the send button. The digital age has brought along an exciting era with constant daily deadlines through the Boston Globe website. Storytelling now goes beyond the printed page where the online experience creates multiple ways to share photographs with much larger audiences. (B, I, A)

PHOTO TRAVEL

William Barnett, MPSA, AFIAP, MNEC, (CT) China: Images of a Country in Transition

I have had the privilege of visiting China three times, the first in 1980 and then twice more recently. Because the first and last visits were 34 years apart I was able to observe first hand many of the changes that took place in that country. During this presentation we will: visit the cities and the countryside, see famous places, see performances, and watch the people as they work and play. Approximately 250 still images, video clips, live narration, locally recorded sounds, and music are blended to tell multimedia stories about china. (B, I, A)

PORTRAITURE

Michele Celentano (AZ) - How to Create Beautiful Portraits. Learn to Pose 1 to 100 people

In this faced paced class Michele will cover simple and quick tips for photographing people. She will talk about how to puzzle bodies together for group portraits and how to make any sized body look good. Working with and directing people can be one of the hardest parts of photography. With three simple posing languages, Michele will teach you how to pose people with confidence. (I) **Sponsored by Canon**

PRINTMAKING

Janice Wendt (CA) How to Get Your Colors Right

Getting it right! Color that is. Why your colors are not looking right. This program will show how to get all your cameras, monitors and printers to see the colors you see with your own eyes. Take the mystery out of this often overlooked important and first step for all digital Photography. Digital tools that Janice will be using include: Adobe Lightroom, Adobe Photoshop, Datacolor Spyder 4, SpyderCHECKR, and Spyder Studio. These steps ensure your printer is doing the right thing. (I)

Special Events

Keynote

Ron Magill (FL) Going Wild with Ron Magill (Sponsored by Nikon)

“Going Wild with Ron Magill”

From the exhibits in your local zoo to the peak of Mount Kilimanjaro, Ron Magill will show you how to get the best out of wildlife photography while taking you around the world and having the time of your life! Whether photographing polar bears in the sub-freezing temperatures of the arctic or lions on the scorching plains of the Serengeti, Ron has been able to capture wildlife in a way that has inspired people around the world. He will share his amazing stories about his encounters with wildlife and will show you how to get the most with what you have while learning that wildlife photography can be enjoyed by anyone with a yearning for adventure and an urge to be wild!

Marc Farb (NY) Chasing Light- Choosing the Right Lenses

Join Sigma Tech Rep Marc Farb for an informative Digital 101 Sigma style. Learn about our lineup of lenses and how to control shooting better images in all situations. Get a better understanding of Aperture priority, Shutter priority, Bokeh, ISO. Learn how focal length/field of view and composition can impact an image and turn it from a snap shot to professional looking image. Take advantage of Marc's knowledge and select the right lens(s) for your shooting needs and also get the real story on how to get the best use out of a tele converter and what lenses they actually add benefit to.

Barbara Ellison (VA) Alternative Printing

Creating your image is just the beginning. Printing is the completion. Barbara will discuss substrate choices from the traditional inkjet papers to the alternatives including wood, metal, and silk. She will discuss the options for showing your work, from small art books to mixed media pieces. Making the right choice in printing can set your work apart from other artists and complete your vision. (B, I, A) **Sponsored by Canon**

Ken Hubbard (NY) Travel Photography: Travel Light and Capture the Images You Want

So, you're getting ready to go on a trip, perhaps it's a family vacation of 20 people or just you heading out on the trip of a lifetime. When it comes to your photo equipment a 25lbs bag of gear need not be on your packing list for the trip. This seminar will show you how to travel light, from the photo bag you carry to the gear that goes into it, and how to use that gear correctly to capture amazing images. Ken Hubbard will also cover some of the basics of photography like understanding your cameras features, composition, and correct exposure. **Sponsored by Tamron**

Bob Watts (MA) Nikon Camera Tips, Tricks and Hidden Tech of Better Digital Pictures

Think you know your Nikon camera? Join Nikon as they share some of their favorite tips and tricks for making digital images better. If you own a Nikon D7000/7100 to their top end DSLR's, then this seminar is made just for you! During this informative seminar, you will discover things about your Nikon D-SLR that will help you take your camera usage to a whole new level such as Auto-Focus Modes and when to use them, Pushing your flash sync speed beyond the limit, Picture Control and what effects you can instill to your images, and How to best use D'Lighting, assign Function buttons to make your life easier and knowing your remote control capabilities, even "Live" on your smart phone. These are just samples of the topics we will cover in this fast paced, information packed seminar. So, if you are ready to get the most from your Nikon D-SLR, there can be no doubt that this is the seminar for you! **Sponsored by Nikon**



NECCC BLOG

Follow the photo happenings
in New England

Photo news, workshops and
competitions

Follow us on
Facebook 

NECCC Blog Editor
Lisa Cuchara, MNEC

Send your New England news for the blog to
Lisa at news@neccc.org

Subscribe to blog at necccnews.blogspot.com

Memorial Scholarship Fund

A donation to the *NECCC Memorial Scholarship Fund* in the memory of a beloved family member or friend who enjoyed the craft and art of photography is a fitting tribute to that person in that your gift will help to perpetuate their love of photography in a young student who is undertaking a photographic curriculum at an accredited school of higher learning by endowing that student with a scholarship to assist them in their academic quest.

Therefore, we gratefully acknowledge the following gifts.

In Memory of: **Jane H. Sibley, FPSA, HonNEC**

NECCC Executive Board

Audrey A. Weigold, APSA, HonNEC

Olive M. Weingart, APSA, HonNEC

A couple of reminders:

- When making a memorial donation, please include the name and address of the person's family so that a notification of the gift can be sent to them.
- All donations to the NECCC Memorial Scholarship Fund are fully tax deductible to the extent of the law.

Donations should be sent to:

NECCC Memorial Fund

c/o Richard A. Novak, MNEC

157 Forest Hills Road

Springfield, MA 01128-1207

General Fund Donations

Donations to the NECCC GENERAL OPERATING FUND help defray the operating expenses of the Council, including the cost of services provided to member clubs and the expense of the Annual Conference at Amherst. Donations are also used to purchase much needed new equipment for the conference.

When donating to the General Operating Fund, checks should be made payable to "NECCC" and should be sent to:

Susan Mosser FPSA, HonNEC

173 Central St

No. Reading, Ma 01864

s.jmosser@comcast.net

There have been no donations to the fund since the fall issue of the NECCC Bulletin

All contributions are tax deductible and will receive a written acknowledgement.

Greater Lynn International Exhibition 2015

By Susan Mosser, FPSA, HonNEC

The 2015 International is finished. The showing of the accepted images is over, the catalogs are mailed, and we are saying good bye to a very large project that took up much of the membership's time for many years.

Our presenter Barbara Rozavsky, HonNEC, did a wonderful job of producing an amazing showcase of perfect images set to perfect music. If you did not see the show you missed a great segment of colorful images entitled Homage to Film set to the music *Kodachrome* by Paul Simon, because that's how we started this exhibition thirty-eight years ago. If you are attending the NECCC conference you will still have an opportunity to see the show as it will be the main presentation in the Fine arts center on Friday night. A great way to end 38 years of exhibitions.

Our entrant level went down a bit to 1,103, which is about 300 less than 2013 and 500 less than our largest year in 2012. I did get two more entries by CD three weeks after the judging was over. We had twenty-eight clubs compete for Best Club (also down by eight from 2013), twenty-five full clubs and three clubs with under the seven entrant minimum, sixteen United States clubs (fifteen from New England), and twelve foreign clubs. We received entries from clubs in Iran, Japan, India, Hong Kong, England, Australia, Slovenia, China, Wales, Iran, and Denmark. Best Club was Merrimack Valley Camera Club of Andover, Massachusetts, who took home the \$300 prize money. Second place and \$200 went to Connecticut Association of Photographers, and third place and \$100 went to Gateway Camera Club of Framingham, Massachusetts. The Largest Club went to Da Yang Image Club of Fuzhou City, China, a different club than the one that won in 2013 but still with 75 entrants.

The Best of Show Medal went to an entrant from Oman. We had several New England members win medals. The CAPA award, which recognizes the highest overall aggregate score of the exhibition, went to Greg Bartosik of Danvers, MA with a score of fifty-six points. This is the highest score ever for the exhibition. Greg also won an individual medal for his image *From Another World* which scored fifteen points, the highest score an image can receive. He also received two Honor Awards. This showing overall won him the FIAP Best Author pin. Quite a report card and showing for his creative work. Greg is not affiliated at this time with a camera club.

Our other highest aggregate score award the Videtta Award, was a tie this year and went to two great friends who also photograph a lot together. It is given for the highest score by a New England entrant. This year it was a tie between Peter Curcis and Ken Jordan for their aggregate score of fifty-three points each.

Other New England entrants who won medals were PSA Bronze-Jim Gregor, GLPA; GLPA Silver-Jim Fenton, MVCC; Seascape-Ted Haley-PSRI; Botany-Richard Reynolds, Sharon, MA; Miller Award-Skip Hoyt, MNEC GLPA; NECCC Gold-Peter Curcis, GLPA; Yankee-Jim Coutre, Nashoba Valley; Judges Choice-Jim Brady, Gateway CC; Child-Mathew Collen, Milford, CT; Nature-Peter Christoph, Lancaster, MA; Night-Sandy Gennrich, Stamford, CT; Stilllife-Lisa Curchara, MNEC, Hamden, CT. Four other GLPA members won individual medals in specific categories: Andrew Katsampes in action sports; Alison Smith in still life; Dave Godin, MNEC in PJ; and Mike McNeill, EPSA, MNEC in humor.

I would like to thank all the entrants over the years that supported us, all the clubs and the club coordinators who made my life easier and anyone who donated monetarily to help keep us afloat. It was a swell ride for the 35 years that I was chairman, but now it's time to get off the carousel, take a few pictures, do some other projects (like NECCC conference co-chairman) and spend time patting my cats. It is bitter sweet to say this was the last exhibition, but when February of 2016 comes I know I will enjoy a little more free time. I would also like to thank all of you who took the time to send me thank you notes and tell me how much you have enjoyed the exhibition over the years.

Photographers are a very special group of people who see beauty in the world where others do not. I have often said if more people looked at the world through a lens of a camera it would be a much better place. Thank you and good night.

Don't miss the special showing of the last Greater Lynn International Show, Friday Night, July 17th 7:00 PM in the Fine Arts Building at the 70th Annual NECCC Conference at UMass Amherst, MA

Speakers & Judges Lists

Hazel Meredith, APSA, MNEC

The NECCC Speakers and Judges Lists are now available online on the NECCC website at: [<http://www.neccc.org/p/club-services-packet.html>](http://www.neccc.org/p/club-services-packet.html). Click on the links in item #6. We have discontinued publishing the bi-annual hard-copy book of lists. Having the information online allows it to be updated it at any time and not need to wait two years to do so.

Speakers are invited to submit detailed program descriptions that will be linked to their listing. This will allow a club who is looking for a specific program to know the details of what will be presented. About ten of these detailed listings have been received so far. If you are a speaker and would like to send me your information, please email to Hazel@MeredithImages.com. If you know of someone who is a speaker, feel free to invite them to contact me to be added to our list (the application form is also on the website).

In addition, if you – or someone you know – is an experienced camera club judge and would like to be added to our Judges List, you may also email me at the address above.


Club Services Packet

Hazel Meredith, APSA, MNEC

The Club Services Packet contains a wealth of information about all of the services, programs, and competitions available to our member clubs.

In mid-August each year, a packet containing copies of all of the info is sent to each NECCC Club Representative. It is the Rep's responsibility to distribute the information to the appropriate officer or committee chair (competition information, info on Conference Courtesy Enrollment, Scholarships, etc.). Please note that several of these items have very specific due dates which are also noted on the packet cover sheet.

All of the information is also available on the NECCC website should you need additional copies. Go to [<http://www.neccc.org/p/club-services-packet.html>](http://www.neccc.org/p/club-services-packet.html).



ICELAND

By Jacob Mosser III, FPSA, EPSA, HonNEC



All Photos ©Jacob Mosser III

For several years now I have done the sensible thing in mid-March. Packing up my 500mm lens and heading to Florida, warm weather with spectacular and approachable birds. Well that lens seems to be growing heavier with time. So why not go somewhere new, at least to me?

I learned an old friend had taken up leading photo-tours and had one scheduled for Iceland to photograph the Aurora Borealis and other natural wonders. New to me and no 500mm lens needed. I was joined on the trip by several friends and members of the Greater Lynn Photographic Association.

Our first day involved some hot spring photography and an introduction to the never-ending Icelandic March wind. Each night we watched for the Aurora which proved a bit more elusive than you might hope. Like much of nature photography it is easier to imagine than to actually photograph it.

In the interim we photographed many beautiful waterfalls where it was enjoyable to play with long and short shutter-speeds in various compositions. I found the little details in the runoffs at the base of each magnificent fall to be as interesting as the falls themselves.



Quaint churches and dramatic landscapes were also frequent subjects as well as magnificent mountain landscapes dusted with windblown snow. The first hand experience was impressive with little lost in the finished photographs. All the while we still looked to the night sky for the Aurora.



After three uneventful nights including one spent waiting in the cold for hours by a promising foreground with no luck, the northern lights made an appearance. We all scrambled out of our rental cars at a roadside stop with tripods and cameras. It was good thing that we did not take our time, as the Aurora disappeared after 15 or 20 minutes. Because of clouds and poor luck the Aurora did not reappear for the duration of our eight day trip. Despite the advice of others, I started photographing with a Canon 50mm f1.8 lens on my Canon 7D, because it was my fastest lens, which was easier to see with and focus in the needed manual mode. I was wisely told to go wider as a 50mm is not wide enough to record the grandeur of event.



I switched to my 12-24mm f4 Tokina zoom lens which took in a far better field of view at 15mm. However the slower maximum aperture and reduced size of details of the super wide-angle lens made it difficult to focus under night conditions. A

problem that was dealt with by magnifying the image on the back of the camera to see if the image was truly sharp.

The good news is the modern digital cameras function well in the dark, recording the detail in the Northern Lights that is not fully visible to the naked eye. Unfortunately this also applies to distant farm lights that you will need to eliminate by cropping the image to retain a true nature image. A tripod is needed and an ISO of 1000 was used. The moon was present behind us and while generally not desirable for this type of night photography it did provide light on the foreground mountains.

While one might hope Iceland is a secluded photo destination untouched by the 21st century, it is truly a modern European nation with the summer months being the true tourist season.

In March when we visited, the tourists were few but the vagaries of travel were still present. Mid-trip while traveling between Reykjavik and Hali in occasional white outs, a seemingly innocuous electronic sign displayed the red number 37, it seemed harmless enough until we learned it meant a wind speed of 37 meters per second or greater then hurricane force at 82 mph causing the authorities to close the road, a fact emphasized by their armored amphibious vehicle. All trip long we had enjoyed the company of being friends, this became particularly important when with the road closure, we could only get hotel accommodations with beds for one half our group number leaving the others to sleep on the hotel room floors. An event that becomes more dramatic and enjoyable in the retelling. The next day we started out again and at the end of our journey, we found the icebergs at Jökulsárlón Beach. Beautiful blue and white shards of glaciers all the more photogenic by being washed ashore on a black volcanic sand beach.

All in all despite the vagaries of weather and erratic nature of the Aurora it was a great trip with spectacular natural and manmade beauty to photograph.

The recommended equipment per Shiv Verma our tour leader was: 1 or 2 DSLR bodies and wide angle lenses; 10mm for crop factor cameras; 14mm to 35mm (any lens in this range - the wider the better); fish eye lenses are not required. 24 mm to 70 mm, 70mm to 200 mm, 24mm, 35mm, and 50mm lens are excellent choices. Graduated ND filters and a polarizing filter. ND Filters (variable ND if you have one) along with extra batteries for your cameras (two spares are ideal per body). We were told to please remember to keep the spare batteries close to our body to keep them warm. Extra memory cards, an adapter for European current; a cable release and a tripod. Good foot wear and warm clothes were essential.

Shiv Verma our able tour leader was assisted by a talented local Icelandic photographer and guide Olgeir Andresson. It was not all nature photography in the true definition of the word but a visual adventure well worth the trip.

I recommend "Photography Night Sky" by Jennifer Wu and James Martin, Mountaineers Books as a super field guide for shooting after dark.

Infrared Technology By Tony Sweet



All photos ©Tony Sweet

When I switched from film infrared to digital infrared, it became clear that the effect I was striving for wasn't going to be created in software, at that time. For example, in software-land, if kelp is dark green, it will render merely black and white. But, when the same image was made in infrared, the dark kelp becomes glowing white.

Since then I have two converted cameras and a [Singh Ray iRay filter](#) (which allows us to use a color digital camera to create infrared files) fyi: discount code for SinghRay is sweet10.

So....has anyone ever come back from a shoot, and only after looking through files, remember that you should have tried a multiple exposure on a subject or a swipe on a particularly colorful subject, or in this case, forgot to shoot infrared. Now, I had an infrared camera with me. The conditions were really great for infrared (bright overcast and light drizzle). However, I shot a bunch of color images only. When I got home and began processing images, it became clear that the lead image would have been an outstanding infrared.

Here's the original, shot in the Boothbay region:



Here's the finished color image, optimized using [Perfectly Clear](#) and [Tony Kuyper luminosity masks](#). The detail in the clouds was brought out by dramatically

increasing structure using [Viveza](#), which also brought in some dust specs (easily cloned out, along with the wires). This is when I wished I'd broke out the infrared camera (D300 or Xpro).



....but, considering this a "hit and run" image, infrared didn't occur to me. So, I got home and pulled this up and started thinking of possible digital options for infrared. Of all of the infrared simulation software out there, [Alien Skin's Exposure 7 plugin](#) is my favorite, giving the greatest variety of Kodak HIE looks.

1. I chose the Kodak HIE, Halation OFF preset.
2. Selected and increased contrast on the barn to increase separation.
3. Using the burn tool at 3% opacity and burning all three regions, I burned in the road in PS.
4. I used the Tony Kuyper luminosity masks to adjust and control highlights and shadows, and to add the Orton Effect (slight glow to the highlights), which got me here:



Although, I would prefer to shoot this with a converted camera, which I will certainly do when we revisit this location during our [Maine Lighthouse Tour](#), I've discovered that there is a viable software option to create an infrared image.

Thanks for taking the time and we'll see ya online! Tony

NECCC Fall 2014 Inter-club Print Competition

Reported by Arthur S. Vaughan, MNEC

NECCC Print Chairman

The fall 2014 inter-club print competition, hosted by the Manchester Camera Club, was held on Monday, November 10th at St. Paul's Methodist Church in Manchester, N.H. Megan Brown served as the event organizer and coordinator. The judges for this competition were: Marian Cicel (a local fine art photographer), Collette Crisp (former president of Photographers Forum and former office manager/photographer assistant for a commercial photographer), and Phyllis Meinke (past president and current vice-president of the Lakes Region camera Club).

The host club had many members to help make this event run smoothly. All prints were mailed to Megan Brown who did much of the administration work. To organize photos for the event, Walter Friesendorf, Abby Krim, Grace Cohen, and Megan Brown met to get the photos ready for competition night. Abby Krim, June Blake, and Megan Brown each served as record-keepers. Walter Friesendorf, with the help of Brian MacDonald, displayed the photos for the judges, while Grace Cohen recorded the scores on the prints. Many thanks go to the Manchester Camera Club for taking on the task of hosting this competition, and especially to each member of its NECCC competition support team. Without the participation of member clubs willing to serve in this capacity, offering interclub print competition as a council activity would be impossible.

The following observations were noted by the host club and deserve special mention:

“Those who assembled and labeled the photos would like to add a couple of comments regarding the condition that the photos were received. There were a number of photos that were poorly mounted and needed to be taped back into place. Additionally, there was one photo with a sticky residue all over its back. We had to use tape on those spots to keep it from sticking to other photos. Finally, we did come across several images lacking proper labels as to the top and bottom of the photos. We were fortunate to have one of the photos with the maker's number but had to guess on the others.”

These are issues that have popped up in almost every interclub print competition going back 10 years, plus the conference print competitions. Although there is a “print repair station” in the print room at the conference, host club workers should not find themselves having to work around problems associated with prints that should have been passed over for submission based upon their not meeting conditions listed in the council “Interclub Print Competitions Guidelines”. Print makers should ensure that their prints submitted for entry into their own club competitions (thus a possible candidate for NECCC competition) meet certain standards of mounting for problem-free print handling: no sticky material or adhesive exposed on the reverse, no sharp back or corner projections, and a fully supportive backing material. Meeting these simple requirements will “A”: eliminate any possibility of a print submitted for an NECCC print competition having to be withdrawn and replaced by another, and “B”: help to make hosting an interclub print competition be a positive experience rather than something a club might want to avoid due to preventable difficulties encountered when hosting a previous competition.

For the fall competition a total of 166 prints were submitted... 48 class "A", 30 class "B", and 88 Color. Participating were 22 clubs... 12 in class "A", 8 in class "B", and 22 in Color. A total of 28 prints received awards... 7 class "A", 6 class "B" and 15 in Color. Due to the unusually narrow point spread there were multiple ties in each division resulting in no HM's being awarded. Clubs that submitted less than their full allotment of four color and four B&W prints, or that missed the fall competition entirely, are encouraged to submit make-up prints along with their regular submissions for the winter competition, to be hosted by the Candlewood Camera Club in Danbury, CT on Tuesday, January 27, 2015.

Results of the Fall 2014 competition are:

B&W Class "A"

Club	Points	Place
Pioneer Valley Photographic Artists	86	1st
Manchester Camera Club	82	2nd
Stony Brook Camera Club	82	2nd
Boston Camera Club	81	
Flagpole Photographers	81	
Greater Lynn Photographic Assoc.	81	
Candlewood Camera Club	80	
Cape Cod Viewfinders	80	
Photographic Society of RI	79	
Camera Club of Oxford Greens	78	
Merrimack Valley Camera Club	77	
Eastern Maine Camera Club	76	

B&W Class "B"

Club	Points	Place
Greater Bridgeport Camera Club	82	1st
Charter Oak Photographic Society	80	2nd
Milford Camera Club	80	2nd
Fall River Camera Club	79	
Quiet Corner Camera Club	77	
Whaling City Camera Club	77	
Monadnock Camera Club	74	
Pine Meadow Photographers	38... 2x	

2x = Two prints submitted

Color

Club	Points	Place
Charter Oak Photographic Society	85	1st
Camera Club of Oxford Greens	84	2nd
Greater Lynn Photographic Assoc.	83	3rd
Milford Camera Club	83	3rd
Candlewood Camera Club	82	
New Haven Camera Club	82	
Stony Brook Camera Club	82	
Eastern Maine Camera Club	81	
Pioneer Valley Photographic Artists	81	
Fall River Camera Club	80	
Greater Bridgeport Camera Club	80	
Cape Cod Viewfinders	79	
Merrimack Valley Camera Club	79	
Boston Camera Club	78	
Photographic Society of RI	78	
Manchester Camera Club	77	
Quiet Corner Camera Club	77	
Whaling City Camera Club	77	
Flagpole Photographers	76	
Springfield Photographic Society	76	
Pine Meadow Photographers	75	
Monadnock Camera Club	73	

Individual Winners:

B&W Class "A"

PL.	Pts.	Club	Maker	TITLE
1st	23	Pioneer Valley Phot. Art.	Len Seeve	Lonely Road, Amish Country
2nd	22	Boston CC	Ron Abramov	Going Up
2nd	22	Candlewood CC	Ken Kurzweil	Harp String Bridge
2nd	22	Cape Cod Viewfinders	Debbie Owen	Gehry Building At MIT
2nd	22	Flagpole Photographers	Mark Ashbolt	Iron Window
2nd	22	Manchester CC	Joe Drapeau	The Lost Farm
2nd	22	Pioneer Valley Phot. Art.	Jim Bremer	Bluebird

Score Range:17-23 pts.

B&W Class "B"

PL.	Pts.	Club	Maker	TITLE
1st	22	Fall River CC	Dennis Lawson	Rolling Selfie
1st	22	Quiet Corner CC	Ed Kurz	Middle Kingdom Gothic
3rd	21	Charter Oak Phot. Soc.	David Stewart	Gold Miner's Cabin
3rd	21	Greater Bridgeport CC	David Stone	Mountain Climber
3rd	21	Greater Bridgeport CC	Mike Fernandez	Shoreline By The Lighthouse
3rd	21	Milford CC	Richard Kunsch	Church and Supermoon

Score Range:17-22 pts.

Color

PL.	Pts.	Club	Maker	TITLE
1st	23	CC of Oxford Greens	Scott Hudkins	Pewter, Petals, and Glass
1st	23	Candlewood CC	Rita Buonanno	Ice Cave
1st	23	Charter Oak Phot. Soc.	Martin Krucinski	Gothic Arches
1st	23	Charter Oak Phot. Soc.	Paula Fink	Blue Webbed Gliding Tree Frog
1st	23	Fall River CC	Cal Ellinwood	Into The Mystic
1st	23	Greater Lynn Phot. Assoc.	Jack Holmes	Leaf On The Cut
3rd	22	Boston CC	Anna Golitsyna	Kris in Mink
3rd	22	CC of Oxford Greens	Sal DeFini	The Look of Hunger
3rd	22	Candlewood CC	Anne Eigen	Manhattan Bridge
3rd	22	Eastern Maine CC	Jeremy Grey	Celestial Winter
3rd	22	Greater Bridgeport CC	Pat Benham	Lancaster Piano
3rd	22	Milford CC	Joshua Goldin	Solitary Silence
3rd	22	New Haven CC	David Liang	Lightning In Denver
3rd	22	New Haven CC	Lisa Cuchara	Kermit
3rd	22	Photographic Soc. of RI	Karl Zuzarte	Flapping Atlantic Puffin

Score Range:17-23 pts.

NECCC Fall 2014 Print Winners BLACK & WHITE



Len Seeve
"Lonely Road, Amish Country"
1st Place
Class A



Dennis Lawson
"Rolling Selfie"
1st Place
Class B (tie)



Ed Kurz
Middle Kingdom Gothic
1st Place
Class B (tie)

NECCC Fall 2014 Print Winners COLOR



Scott Hudkins
"Pewter, Petals & Glass"
1st Place (tie) Color



Rita Buonanno
"Ice Cave"
1st Place (tie) Color



Martin Krucinski
"Gothic Arches"
1st Place (tie) Color

NECCC 2014 Fall Print Winners COLOR



Paula Fink
"Blue Webbed Gliding Tree Frog"
1st Place (tie) COLOR



Cal Ellinwood
"Into the Mystic"
1st Place (tie) Color



Jack Holmes
"Leaf on the Cut"
1st Place (tie) Color

Winter 2015 Inter-club Print Competition
Reported by Arthur S. Vaughan, MNEC
NECCC Print Chairman

The winter 2015 inter-club print competition, hosted by the Candlewood Camera Club, was held on Tuesday, February 24th at Hatter's Park Hall in Danbury, CT. The judges for this competition were: Maria Fuller, Bill Marcy, and Brad Stanton. Maria Fuller has an on location photography studio located in Fairfield County, Connecticut, and specializes in documenting the many stages of motherhood. Bill Marcy is a Past President of Candlewood Camera Club, and Brad Stanton has an advertising, commercial, and industrial photography studio in Danbury, CT. Many thanks go to the Candlewood Camera Club for taking on the task of hosting this competition, and especially to each member of its NECCC interclub competition support team: Donna Cloutier, Tom Peterson, Kevin Rabito, Candi Valeri, and Dennis Yates. Many thanks for a job well done.

This winter has been one for the record books, with many clubs having to cancel and reschedule meetings multiple times. For any New England organization, a calendar of events having dates falling between Halloween and Easter, always poses the risk of having one or more "snow events" upset the schedule. Clubs that meet weekly probably have a better shot at making adjustments... working around snowstorms, than clubs meeting less frequently. Candlewood has bi-weekly meetings, and did well to work the winter competition into their schedule for February. One obvious "fix" would be to run the cycle of interclub print competitions so that competitions aren't held in any month that snow is likely to fall. This might be practical if we were a Florida organization, but we're not. Another possibility, dropping the winter competition and going with just fall and spring events, would lessen the overall interclub print competition "experience", and significantly reduce the number of prints eligible for entry into the annual Print of the Year competition. The best option is to continue with winter competitions, and hope that when Mother Nature schedules her snow events, they fall only on weekends.

For the winter competition a total of 168 prints were submitted... 48 in class "A", 32 in class "B", and 88 in Color. Participating were 22 clubs... 12 in class "A", 9 in class "B", and 22 in Color. A total of 30 prints received awards... 11 in class "A", 6 in class "B" and 13 in Color. Clubs that submitted less than their full allotment of four color and four B&W prints, or that missed the winter competition entirely, are encouraged to submit make-up prints along with their regular submissions for the spring competition, to be hosted by the Greater Lynn Photographic Association in Lynn, MA on Saturday, May 9, 2015. Deadline for print submissions is May 2nd. These are new dates, the competition having to be rescheduled due to foul weather forcing the move of the winter competition. Please note: Any print placing third or above in the spring competition (eligible for the print of the year competition) will be held for the P.O.Y. competition.

Results of the winter 2015 competition and updated cum totals are:

B&W Class “A”	Fall ’14		Winter ’15		Total	
	Points	Place	Points	Place	Points	Place
Boston Camera Club	81		85	1st	166	1st
Flagpole Photographers	81		78		159	2nd
Cape Cod Viewfinders	80		78		158	3rd
Greater Lynn Photographic Assoc.	81		77		158	3rd
Merrimack Valley Camera Club	77		81	2nd	158	3rd
Manchester Camera Club	82	2nd	75		157	
Pioneer Valley Photographic Artists	86	1st	71		157	
Stony Brook Camera Club	82	2nd	75		157	
Candlewood Camera Club	80		76		156	
Eastern Maine Camera Club	76		80	3rd	156	
Camera Club of Oxford Greens	78		75		153	
Photographic Society of RI	79		74		153	

B&W Class “B”	Fall ’14		Winter ’15		Total	
	Points	Place	Points	Place	Points	Place
Whaling City Camera Club	77		80	1st	157	1st
Charter Oak Photographic Society	80	2nd	76	2nd	156	2nd
Greater Bridgeport Camera Club	82	1st	73	3rd	155	3rd
Fall River Camera Club	79		72		151	
Quiet Corner Camera Club	77		70		147	
Monadnock Camera Club	74		70		144	
Milford Camera Club	80	2nd	61... 3x		141	
Pine Meadow Photographers	38... 2x		36... 2x		74	
Springfield Photographic Society	---		59... 3x		59	

2x = Two prints submitted
3x = Three prints submitted

Color	Fall ’14		Winter ’15		Total	
	Points	Place	Points	Place	Points	Place
Greater Lynn Photographic Assoc.	83	3rd	86	1st	169	1st
Stony Brook Camera Club	82		86	1st	168	2nd
Camera Club of Oxford Greens	84	2nd	83	3rd	167	3rd
Eastern Maine Camera Club	81		86	1st	167	3rd
Flagpole Photographers	76		86	1st	162	
Boston Camera Club	78		83	3rd	161	
Candlewood Camera Club	82		79		161	
Greater Bridgeport Camera Club	80		79		159	
Photographic Society of RI	78		81		159	
Cape Cod Viewfinders	79		79		158	
Charter Oak Photographic Society	85	1st	73		158	
New Haven Camera Club	82		76		158	
Merrimack Valley Camera Club	79		78		157	
Milford Camera Club	83	3rd	74		157	
Springfield Photographic Society	76		81		157	
Fall River Camera Club	80		75		155	
Manchester Camera Club	77		78		155	
Pioneer Valley Photographic Artists	81		73		154	
Quiet Corner Camera Club	77		76		153	
Monadnock Camera Club	73		74		147	
Whaling City Camera Club	77		68		145	
Pine Meadow Photographers	75		67		142	

Individual Winners:

B&W Class "A"

PL.	Pts.	Club	Maker	TITLE
1st	23	Boston CC	Yair Melamed	Authentic
2nd	22	Candlewood CC	Ken Kurzweil	Ups and Downs
2nd	22	Cape Cod Viewfinders	Sue Karchmer	Delphi as the Three Graces
2nd	22	Eastern Maine CC	Bruce Gray	Starlit Beach
2nd	22	Merrimack Valley CC	Bob Ring	Railroad Spike
HM	21	Boston CC	Tony Mistretta	Balance
HM	21	Boston CC	Marco Ocana	Scituate Lighthouse
HM	21	Eastern Maine CC	Jeremy Gray	Hanging
HM	21	Flagpole Photographers	Sue Bonacci	Young Buck
HM	21	Merrimack Valley CC	Jan Meades	Phoenix Arising
HM	21	Stony Brook CC	Sarah Keates	Heavyweight Tussle

Score Range:16-23 pts.

B&W Class "B"

PL.	Pts.	Club	Maker	TITLE
1st	23	Whaling City CC	Robert Smith	The Storekeeper
2nd	22	Springfield Phot. Soc.	Fred Leblanc	Heritage
3rd	21	Charter Oak Phot. Soc.	Jerry Grasso	Channel
3rd	21	Milford CC	Loretta Paul Goldin	Key Ring
3rd	21	Milford CC	Richard Kunsch	Growl
HM	20	Fall River CC	Dennis Lawson	Cold Cell

Score Range:16-23 pts.

Color

PL.	Pts.	Club	Maker	TITLE
1st	24	Flagpole Photographers	Erik Landegren	The Dancer
1st	24	Greater Lynn Phot. Assoc.	Rick Cloran	West Thumb Sunrise #3
1st	24	Springfield Phot. Soc.	Kevin Fay	Honfleur Evening Reflection
3rd	23	CC of Oxford Greens	Ron Charles	Burlington Drifter
HM	22	Boston CC	Ron Abramov	Hearst Tower
HM	22	Eastern Maine CC	Miles Greenacre	Grand Canyon
HM	22	Eastern Maine CC	Bruce Gray	Chestnut Sided Warbler
HM	22	Flagpole Photographers	Darrell Harrington	Diana's Falls
HM	22	Greater Lynn Phot. Assoc.	Greg Mazzotta	Metropolitan Waterworks Museum
HM	22	Manchester CC	Joe Drapeau	Pudding Pond
HM	22	Springfield Phot. Soc.	Fred Leblanc	untitled
HM	22	Stony Brook CC	Rich Reynolds	Swan Lake Dahlia
HM	22	Stony Brook CC	Tony Risica	Bosque At Dusk

Score Range:15-24 pts.

NECCC 2014 Winter Print Report BLACK & WHITE



Yair Melamed
"Authentic"
1st Place (tie) B&W
Class A



Robert Smith
"The Storekeeper"
1st Place (tie) B&W
Class B

NECCC 2014 Winter Print Winners COLOR



Erik Landeren
"The Dancer"
1st Place (tie) Color



Rick Cloran
West Thumb Sunrise #3
1st Place (tie) Color



Kevin Fay
"Honfleur Evening Reflections"
1st Place (tie) Color

Spring 2015 Inter-club Print Competition / Final Standings

Reported by Arthur S. Vaughan, MNEC
NECCC Print Chairman

The spring 2015 inter-club print competition, hosted by the Greater Lynn Photographic Association, was held on Saturday, May 9th at the GLPA meeting hall in Lynn, MA. Jim Gallagher, MNEC, served as the event coordinator and organizer. The judges for this competition were: Mike DiStefano, MNEC, Glenn Guaraldi, MNEC, and Shiv Verma, APSA, MNEC. Mike DiStefano, the NECCC Black & White Print Circuit Vice-President, is the author of many articles on the subject of photography, and has presented numerous programs to clubs and organizations around New England. He's also a much sought-after judge for local and international competitions. Glenn Guaraldi has served countless times as a digital image and print judge at both the local and international level. He's a prolific print maker and a consistent winner in photographic competitions. He's had a decades-long association with photographic competitions and is presently a valued member of the NECCC Conference Print Room Committee. Shiv Verma is a published author, photographer, educator, and technologist. He's presently the Digital Circuit Vice-President for the NECCC, and general Chairman of the PSA International. In addition, he's the immediate past chairman of the PSA Nature Division, Director of the instructional and essay sets for PSA, and a past member of the board of CIPNE. He's also a past President of the Stony Brook Camera Club and the Gateway Camera Club. Many thanks go to the Greater Lynn Photographic Association for taking on the task of hosting this competition, and especially to each member of its NECCC interclub competition support team: Jim Gallagher, MNEC, Pat Hanney, Peter Miller, Jake Mosser, HonNEC, and Susan Mosser, HonNEC. Thanks also go to the members of the judging panel... Mike DiStefano, MNEC, Glenn Guaraldi, MNEC, and Shiv Verma, APSA, MNEC for a job well done.

For the spring competition a total of 169 prints were submitted... 50 in class "A", 31 in class "B", and 88 in Color. Participating were 22 clubs... 12 in class "A", 7 in class "B", and 22 in Color. A total of 37 prints received awards... 9 in class "A", 7 in class "B" and 21 in Color.

Results of the spring 2015 competition, and final standings for the season are:

B&W Class "A"	Fall '14		Winter '15		Spring '15		Final		Pts
	Pts	Place	Pts	Place	Pts	Place	Pts	Place	
Place									
Boston Camera Club	81		85	1st	100	2nd	266	1st	
Candlewood Camera Club	80		76		102	1st	258	2nd	
Flagpole Photographers	81		78		98	3rd	257	3rd	
Cape Cod Viewfinders	80		78		96		254		
Merrimack Valley Camera Club	77		81	2nd	96		254		
Stony Brook Camera Club	82	2nd	75		96		253		
Eastern Maine Camera Club	76		80	3rd	96		252		
Manchester Camera Club	82	2nd	75		95		252		
Greater Lynn Photographic Assoc.	81		77		92		250		
Pioneer Valley Photographic Artists	86	1st	71		93		250		
Photographic Society of RI	79		74		96		249		
Camera Club of Oxford Greens	78		75		93		246		

B&W Class "B"	Fall '14		Winter '15		Spring '15		Final	
Place	Pts	Place	Pts	Place	Pts	Place	Pts	
Charter Oak Photographic Society	80	2nd	76	2nd	101	1st	257	1st
Milford Camera Club	80	2nd	80... **		91		251	2nd
Greater Bridgeport Camera Club	82	1st	73	3rd	95	3rd	250	3rd
Fall River Camera Club	79		72		96	2nd	247	
Whaling City Camera Club	77		80	1st	86		243	
Quiet Corner Camera Club	77		70		90		237	
Monadnock Camera Club	74		70		87		231	
Pine Meadow Photographers	38... 2x		36... 2x		42... 2x		116	
Springfield Photographic Society	---		59... 3x		---		59	

** = Includes make-ups

Color	Fall '14		Winter '15		Spring '15		Final	
Pts Place	Pts	Place	Pts	Place	Pts	Place	Pts	Place
Greater Lynn Photographic Assoc.	83	3rd	86	1st	104	2nd	273	1st
Eastern Maine Camera Club	81		86	1st	101		268	2nd
Camera Club of Oxford Greens	84	2nd	83	3rd	98		265	3rd
Photographic Society of RI	78		81		106	1st	265	3rd
Candlewood Camera Club	82		79		103	3rd	264	
Flagpole Photographers	76		86	1st	102		264	
Stony Brook Camera Club	82		86	1st	94		262	
Boston Camera Club	78		83	3rd	97		258	
Merrimack Valley Camera Club	79		78		101		258	
Cape Cod Viewfinders	79		79		99		257	
Charter Oak Photographic Society	85	1st	73		99		257	
Greater Bridgeport Camera Club	80		79		98		257	
Springfield Photographic Society	76		81		100		257	
Milford Camera Club	83	3rd	74		99		256	
New Haven Camera Club	82		76		98		256	
Manchester Camera Club	77		78		98		253	
Fall River Camera Club	80		75		96		251	
Pioneer Valley Photographic Artists	81		73		95		249	
Quiet Corner Camera Club	77		76		93		246	
Monadnock Camera Club	73		74		89		236	
Whaling City Camera Club	77		68		86		231	
Pine Meadow Photographers	75		67		86		228	

Individual Winners:

B&W Class "A"

PL.	Pts.	Club	Maker	TITLE
1st	28	Candlewood CC	Don Ernst	Temple Of Apollo
3rd	26	Boston CC	Beth Luchner	Quiet
3rd	26	Boston CC	Anna Golitsyna	Esher
3rd	26	Candlewood CC	Dennis Yates	Early
3rd	26	Cape Cod Viewfinders	Sue Karchmer	Drawn Together By The Light
3rd	26	Flagpole Photographers	Mark Ashbolt	Arundel Cathedral
3rd	26	Flagpole Photographers	Erik Landegren	Winter's Thaw
3rd	26	Merrimack Valley CC	Jan Meades	Ford Greyhound Hood Ornament
3rd	26	Stony Brook CC	Tony Mistretta	Natasha

Score Range:21-28 pts.

B&W Class “B”

PL.	Pts.	Club	Maker	TITLE
1st	27	Charter Oak Phot. Soc.	Norma Zackor	Getting Away
1st	27	Charter Oak Phot. Soc.	Paula Fink	Parts For Boat Repair
3rd	26	Greater Bridgeport CC	Mike Fernandez	Praise Flower
HM	25	Charter Oak Phot. Soc.	Jerry Grasso	Spheres Of Influence
HM	25	Fall River CC	Cal Ellinwood	The Only Road Out
HM	25	Milford CC	Mike Lucas	Yale Doorway
HM	25	Quiet Corner CC	Joanne Sibicky	Sitting Pretty





Score Range:21-27 pts.

Color

PL.	Pts.	Club	Maker	TITLE
1st	28	Candlewood CC	Rita Buonanno	Strolling Along
1st	28	Flagpole Photographers	Darrell Harrington	Never Forget
1st	28	Greater Lynn Phot. Assoc.	Rick Cloran	Floating Sunset
1st	28	Milford CC	Matt Collen	Helleborus
1st	28	Phot. Soc. of RI	Karl Zuzarte	Bosque's Sand Hill Cranes
3rd	27	Phot. Soc. of RI	Tara Marshall	NYC, Lower East Side
3rd	27	Pioneer Valley Phot. Art.	Len Seeve	Shoes, Italy
3rd	27	Quiet Corner CC	Joanne Sibicky	Twin Gerberas
HM	26	Boston CC	tSofi Inbar	The Green Eyes Monster
HM	26	CC of Oxford Greens	Doug Bartel	Japanese Entryway
HM	26	Candlewood CC	Loure Shaw	Black Dunes, Iceland
HM	26	Cape Cod Viewfinders	John Markus	Monhegan Island
HM	26	Charter Oak Phot. Soc.	Cindy Gosselin	Music In Motion
HM	26	Eastern Maine CC	Bruce Gray	First Light
HM	26	Fall River CC	Dennis Lawson	Sunrise On Pleasant Bay
HM	26	Greater Lynn Phot. Assoc.	Ken Carlson	Newel Post On Darby Island
HM	26	Manchester CC	Bill Gehan	Flycatcher
HM	26	Merrimack Valley CC	Bob Ring	The 7470 Steam In The Snow
HM	26	Phot. Soc. of RI	Louise Haley	Golden Hour
HM	26	Springfield Phot. Soc.	Madeline Duval	Life In The high Arctic

Score Range:21-28 pts.

NECCC Spring Interclub Print Competition 1st Place Prints

	<p>Don Ernst Candlewood Camera Club "Temple Of Apollo" 1st Place, 28 Pts. B&W Class A</p>
	<p>Paula Fink Charter Oak Photographic Society "Parts For Boat Repair" 1st Place, 27 Pts. B&W Class B (tie score)</p>
	<p>Norma Zackor Charter Oak Photographic Society "Getting Away" 1st Place, 27 Pts. B&W Class B (tie score)</p>
	<p>Rita Buonanno Candlewood Camera Club "Strolling Along" 1st Place, 28 Pts. Color (tie score)</p>

NECCC Spring Interclub Print Competition 1st Place Prints



**Darrell Harrington
Flagpole Photographers
"Never Forget"
1st Place, 28 Pts. Color
(tie score)**



**Rick Cloran
Greater Lynn Photographic
Association
"Floating Sunset"
1st Place, 28 Pts. Color
(tie score)**



**Matt Collen
Milford Camera Club
"Helleborus"
1st Place, 28 Pts. Color
(tie score)**



**Karl Zuzarte
Photographic Soc. of R.I.
"Bosque's Sandhill Cranes"
1st Place, 28 Pts. Color
(tie score)**

NECCC
Inter-club Print of the Year Competition
May 20, 2015
Arthur Vaughan, MNEC

The NECCC Interclub Print of the Year competition for the 2014-2015 season was held on the evening of May 20th at the Merrimack Valley Camera Club, 72 Church St, North Andover, MA. Of a total of 63 prints eligible for entry into the competition, 53 were submitted by their makers, a turnout of 84%, equaling the greatest percentage of eligible prints submitted for a print of the year competition in the last 12 years. Judges for this competition were Mary Boucher, MNEC, past president of the Merrimack Valley Camera Club, Guy Lessard, former member and past president of the Manchester (NH) Artists Association, and Josephine Demers, also a past president of the Merrimack Valley Camera Club.

As with previous interclub print of the year competitions, class "A" and "B" monochrome were judged separately. Each division's prints were previewed completely before judging began, with scores assigned based upon a 10 point per judge, 30 point total scale. A tie had to be broken in the color division.

Print of the Year 2014-2015:

B&W class A, 27 pts: "The Lost Farm In Infrared", by Joe Drapeau, Manchester Camera Club

B&W class B, 29 pts: "Getting Away", by Norma Zackor, Charter Oak Photographic Society

Color, 29 pts: "Into The Mystic", by Cal Ellinwood, Fall River Camera Club

Runners-up class A:

2nd place, 25 pts: "Authentic", by Yair Melamed, Boston Camera Club

2nd place, 25 pts: "Drawn Together By The Light", by Sue Karchmer, Cape Cod Viewfinders

2nd place, 25 pts: "Winter's Thaw", by Erik Landegren, Flagpole Photographers

Runners-up class B:

2nd place, 27 pts: "Heritage", Fred Leblanc, Springfield Photographic Society

2nd place, 27 pts: "Mountain Climber", by David Stone, Greater Bridgeport Camera Club

Runners-up Color:

2nd place, 29 pts: "Strolling Along", by Rita Buonanno, Candlewood Camera Club

2nd place, 29 pts: "West Thumb Sunrise #3", by Rick Cloran, Greater Lynn Phot. Assoc.

The Print of the Year in each division will become part of the "Best of the NECCC Print Program" for the 2015-2016 season, and will be displayed in the print room at the NECCC conference along with the winning prints from the Conference Print Competition. Medals for Print of the year will be presented at the conference awards ceremony to be held on Sunday morning, July 19.

Clubs that have not requested previous return shipping of their prints may have a member pick them up in the print room at the NECCC conference from 10:00AM Friday July 17, to 2:30 PM on Sunday July 19.

NECCC Print of the Year: 2014-2015



**Joe Drapeau
Manchester Camera Club
"The Lost Farm In Infrared"
Print of the Year
B&W class A**



**Norma Zackor
Charter Oak Photographic Society
"Getting Away"
Print of the Year
B&W class B**



**Cal Ellinwood
Fall River Camera Club
"Into The Mystic"
Print of the Year
Color**

The Essence of Being Human
Inspired Commonality in Photography
By Cynthia Perdigao



***"Moksa" 2015 by Cynthia Perdigao**

I contemplated the idea that we are all influenced and inspired by each other as photographers; that regardless of skill, vision or equipment, our images resonate because we capture the essence of a scene. There is something inherent that moves us. In meditation we use the term "just like me"...the idea that inside of all of us there is a commonality; a way we all relate and are alike. It gives us the ability to feel compassion.

I am a huge champion of originality and letting your uniqueness flow. While I think that is important, it's also important to open your process and open yourself to other styles and concepts--this allows your work to evolve creatively and it fuels the flame of your passion. It's a huge world and there is room for everyone's lens. If we adopt the ability to feel that "commonality", we grow as photographers because we are growing in the light of kindness-through-understanding and not ego.

Yesterday as I hunted around the woods for scenes, I found myself influenced by photographer- friend Scott Snyder's work. I felt some sort of connection with the organic-ness of the woods. I started to see curves, flow and texture in nature. It was all around me. I have long admired Scott's ability to capture that organic essence. I work inside a lot for various reasons, but yesterday I felt the pull to be outside. I was definitely moved and energized by Scott's recent images.

This image evolved from that energy. I'm grateful.

So again, we do ourselves a favor as creative beings to open and relax, to not be protective or competitive, but to let the stories mesh and create a tapestry of color

and ideas. Imitation is an easy way out and should not be the goal, but creative evolution should be.

** It's called Moksha 2015. "Moksha" is a Sanskrit word meaning "release from the cycle of rebirth and death as an individual". It means belief in yourself so that you don't feel the need to reinvent yourself or compete. And you can just "be" with your style and who you are.*

Lucky to Belong to a Club in New England

Submitted by John Lowe

I was just forwarded a note from a former New Englander who moved to the Santa Clarita Valley in CA. They went to a local club meeting there to check it out prior to joining. This is what he found out by asking some questions. He also stated that this is the way it is in for the area.

The membership fee was \$75 and they meet in a rented facility-**once a month only**- at a train station in a Park. If you want to visit a meeting it's \$10 per visit. They have about 70 members but about 30 were there the night he went and only 4 women among them. When he inquired about competitions, they stated they have one print competition a year and two digital, however- wait for it- are you sitting down. They accept 3 images per person and the fee to enter is \$10 per image or \$25 for all three. The print fee is \$25 per print.

We do not realize how lucky we are to live where we do even with the snow. There is a vast amount of photo knowledge around us and many people willing to share it. Be thankful for what you have in your club. Take advantage of it and volunteer for a job so your club can continue to be active and give you much more than your money's worth.

"Nobody tells this to people who are beginners, I wish someone told me. All of us who do creative work, we get into it because we have good taste. But there is this gap. For the first couple years you make stuff, it's just not that good. It's trying to be good, it has potential, but it's not. But your taste, the thing that got you into the game, is still killer. And your taste is why your work disappoints you. A lot of people never get past this phase, they quit. Most people I know who do interesting, creative work went through years of this. We know our work doesn't have this special thing that we want it to have. We all go through this. And if you are just starting out or you are still in this phase, you gotta know its normal and the most important thing you can do is do a lot of work. Put yourself on a deadline so that every week you will finish one story. It is only by going through a volume of work that you will close that gap, and your work will be as good as your ambitions. And I took longer to figure out how to do this than anyone I've ever met. It's gonna take awhile. It's normal to take awhile. You've just gotta fight your way through." Ira Glass

Photographic Society of America
International Exhibitions
Enter by August 2, 2015
Judging on August 8, 2015 at GLPA

The 2015 PSA Nature Exhibition section will be judged in Massachusetts at the Greater Lynn Photographic Assoc. headquarters in Lynn, MA with Mike McNeill, MNEC, as the chairman. The judging will take place on Saturday, August 8, 2015. The closing date for entries is August 2, 2015. There are two sections this year including Nature (this section used to be known as open) and Wildlife. The entry fee is inexpensive at \$6 for one section and \$8 for both sections. The judging panel for this prestigious exhibition this year is Fran MacDonald and Jake Mosser, FPSA, HonNEC of the Greater Lynn Photographic Assoc. and Mike DiStefaneo, MNEC, of Photographic Society of Rhode Island. All three are also members of the Massachusetts Camera Naturalists (CamNats), an invitation only nature club.

Entry forms and information for all of the PSA exhibitions will be available soon and can be found at www.psa-photo.org/psa-international which is the direct PSA Web site or www.exhibitionforms.com. For this Web site, click on Exhibition in the top left panel, then click on Nature, then click on download at the bottom of the box. Along with nature, PSA also offers monochrome, nature, photo travel, and color print sections, and projected image sections in color, photo travel, photojournalism, and stereo. These sections will be judged elsewhere throughout the United States on the same weekend in August. You are invited to enter them as well. You can get the information and entry forms to all the other sections on the same page as the nature section, just scroll up and down. All entries can be made via online submission with payment through PayPal. If you do not have a PayPal account you can use PayPal with a credit card or mail in a check.

The judging will be open to the public and the Greater Lynn hall is air conditioned. A map to the hall and directions (564 Boston St, Lynn, MA 01905) can be found on the GLPA website www.greaterlynnphoto.org Click "about us" at top of home page, then on the drop down menu click directions.

After the Nature Exhibition judging is completed on August 8, the PSA Nature Image of the Year will be judged. This is open to all images that have won a Nature medal in approved PSA exhibitions during 2014. This is the best of the best being submitted from all over the world.

We have some superb nature photographers here in New England. Let's see a big turnout for this exhibition. The exhibition show will be part of the PSA Conference this September in West Yellowstone, Montana and it may be part of the programming at Greater Lynn later in the year which you would also be welcome to attend should you win a medal or have acceptances in the show. Please support PSA and enter. It's a lot of fun. Susan Mosser, FPSA, HonNEC

Cont'd from page 1:

you have while learning that wildlife photography can be enjoyed by anyone with a yearning for adventure. Our speaker has worked with wildlife for over 35 years as Zoo Miami's Media Relations Director and "Goodwill Ambassador". Ron has made frequent television appearances including The Today Show, David Letterman, Dateline and CNN. He has traveled extensively throughout Africa, India, and Tropical America producing many wildlife articles and award winning photographs while developing and directing conservation projects and Emmy Award winning documentaries focusing on the wildlife of those regions. From the exhibits in your local zoo to the peak of Mount Kilimanjaro, whether photographing polar bears in the sub-freezing temperatures of the arctic or lions on the scorching plains of the Serengeti, Ron has been able to capture wildlife in a way that has inspired people around the world. He will share his amazing stories about his encounters with wildlife and will show you how to get the most with what you have while learning that wildlife photography can be enjoyed by anyone with a yearning for adventure. Our speaker has worked with wildlife for over 35 years as Zoo Miami's Media Relations Director and "Goodwill Ambassador". Ron has made frequent television appearances including The Today Show, David Letterman, Dateline and CNN. He has traveled extensively throughout Africa, India, and Tropical America producing many wildlife articles and award winning photographs while developing and directing conservation projects and Emmy Award winning documentaries focusing on the wildlife of those regions.

Websites of Interest

[<http://www.photocascadia.com/blog/a-trip-report-from-our-northern-lights-fairbanks-alaska-photo-tour-kevin-mcneal/?utm_source=feedburner&utm_medium=email&utm_campaign=Feed%3A+Photo+CascadiaBlog+%28Photo+Cascadia+Blog%29#.VUjvtvIVhBc>](http://www.photocascadia.com/blog/a-trip-report-from-our-northern-lights-fairbanks-alaska-photo-tour-kevin-mcneal/?utm_source=feedburner&utm_medium=email&utm_campaign=Feed%3A+Photo+CascadiaBlog+%28Photo+Cascadia+Blog%29#.VUjvtvIVhBc)

Alaska Photo Workshop Report

[<http://www.modelmayhem.com/education/photography/6052-8-ways-to-flatter-women-using-one-light>](http://www.modelmayhem.com/education/photography/6052-8-ways-to-flatter-women-using-one-light)

Eight ways to flatter women with one light

[<http://www.msiphotography.com/index.php/category/photo-vault>](http://www.msiphotography.com/index.php/category/photo-vault)

Mark Johnson photography

[<http://www.erezmarom.com/index.php/blog/view/article-whatever-it-doesnt-take>](http://www.erezmarom.com/index.php/blog/view/article-whatever-it-doesnt-take)

Whatever it Doesn't Take

[<http://eemccollum.com>](http://eemccollum.com)

E.E. McCollum fine art photographer

<http://www.nephotographyguild.com/2015/06/celestial-lights>

Celestial Lights

In Memoriam
Jane Sibley, FPSA, MNEC



We are saddened to announce the recent death of Jane Sibley, FPSA, MNEC, after a long illness. Jane was active for many years in the New Haven Camera Club, the Charter Oak Photographic Society, the Connecticut Chapter of PSA (which became the Connecticut Association of Photographers), and the New England Camera Club Council.

In lieu of flowers, donations in Jane's memory can be made to VITAS Hospice, 199 Park Road Extension, Suite #102, Middlebury, CT 06762.

SIBLEY, JANE H. Jane H. Sibley, 97, of Hamden passed away peacefully at home surrounded by her loving friends and devoted caregivers on **January 7, 2015**. Jane was the daughter of Claude Sibley and Alyson Blake Sibley. She is survived by two cousins. Jane worked for many years at Security Insurance Co. in Hartford, CT as an executive secretary. She was a talented master gardener and photographer. Jane was a member of the Spring Glen Garden Club and was also a member of the New Haven Camera Club. She was an honorary member of the Charter Oak Photographic Society where she had served as President. Jane loved nature and travel. The photographs she took in her travels earned her numerous photographic awards through the years. Jane served as a Vice President of the New England Camera Club Council where she presented numerous educational travel programs. The New Haven Camera Club honored her photographic skill and her love of nature by creating the Jane Sibley Nature Award. Funeral services were held Saturday at 10 a.m. in Sisk Brothers Funeral Home 3105 Whitney Ave. Hamden. Burial will be in Beaverdale Memorial Park 90 Pine Rock Ave. Hamden. Donations in Jane's memory can be made to VITAS Hospice, 199 Park Road Extension, Suite #102, Middlebury, CT 06762

OFFICERS OF THE NEW ENGLAND CAMERA CLUB COUNCIL, INC.

<u>President</u> Dennis Goulet, MNEC 164 Plain Street Rehoboth, MA 02769 dennis.goulet@comcast.net	<u>Treasurer</u> Richard Cloran, FPSA MPSA MNEC 802 Humphrey Street Swampscott, MA 01907 mrcloran@comcast.net	<u>Secretary</u> Mary Campagnolo, APSA MNEC 14 B Berry Street Danvers, MA 01923 ml.cam@verizon.net	<u>Chairman of the Board</u> Barbara Rozavsky, HonNEC 62 Valiant Way Salem, MA 01970 barbphoto@mac.com	<u>Conference Co-Chm. VP</u> Antoinette Gombeda, APSA, HonNEC 817 Chickadee Lane Stratford, CT 06497 agombeda@optonline.net
<u>Attorney</u> *Alan Parker c/o Sorokin, Gross & Hyde PC 1 Corporate Center Hartford, CT 06103	<u>Steering Committee - VP</u> Susan Mosser, FPSA HonNEC 173 Central Street No. Reading, MA 01864 s.jmosser@comcast.net	<u>Clerk</u> Ken Cook, MNEC 35 Westminster Street East Longmeadow, MA 01028 cookken1124@msn.com	<u>Marketing Director</u> A. Cemal Ekin, MNEC 118 Spring Green Road Warwick, RI 02888 Ac.ekin@gmail.com	Susan Mosser, FPSA HonNEC 173 Central Street No. Reading, MA 01864 s.jmosser@comcast.net

HONORARY LIFE VICE PRESIDENTS

Harold T. Ahern, FPSA Hon NEC 6 Cypress Lane Wilbraham, MA 01095 lhahern@aol.com	Lois Clarke, FPSA EPSA HonNEC Glastonbury Health Care 1175 Hebron Avenue, Room 116 Glastonbury, CT 06033	Robert Yankee, HonNEC 95 Highwood Drive Franklin, MA 02038 robertyankee95@comcast.net	Dr. Owen Santer, APSA HonNEC 15 Pleasant Place East Longmeadow, MA 01028 osanter@charter.net	John Fuller FPSA AFIAP HonNEC 135 Rob Road N. Brooklin ME 04616 jfuller97n@aol.com
Audrey Weigold, APSA HonNEC 29 Wallens Hill Road Winsted, CT 06098 aaweigold@charter.net	Olive Weingart, APSA HonNEC 130 Gillette Road New Hartford, CT 06057 omweingart@sbcglobal.net	Susan Mosser, FPSA HonNEC 173 Central Street No. Reading, MA 01864 s.jmosser@comcast.net	Antoinette Gombeda, APSA, HonNEC 817 Chickadee Lane Stratford, CT 06497 agombeda@optonline.net	

GENERAL ACTIVITIES VICE PRESIDENTS

<u>Color Print Circuit</u> Harold Siskin, MNEC 60 Hillside Ave Apt 203 Branford, CT 06405 hsiskin@yahoo.com	<u>B&W Print Circuit</u> Michael DiStefano, MNEC 22 Orchard Street No. Providence, RI 02911 madmanmiked@hotmail.com	<u>Digital Circuit</u> Shiv Verma, APSA, MNEC 62 Dedham Street Wrentham, MA 02093 s.verma@me.com	<u>Electronic Image Competitions</u> William B. Barnett, MPSA AFIAP MNEC 5003 Ashlar Village Wallingford, CT 06492 wbbarnett@gmail.com	<u>Print Competitions</u> Arthur Vaughan, MNEC 124 Boston Street No. Andover, MA 01845 thylacine1936@verizon.net
<u>NECCC Best Print</u> Jane W. Guaraldi, MNEC 11 Long Pond Road Kingston, NH 0384 swee-t@comcast.net	<u>Recorded Lectures</u> Daniel Charbonnet, FPSA EPSA MNEC 91 Mayfair Dr. Westwood, MA 02090 ddrc3@msn.com	<u>Taped Commentary</u> Daniel Charbonnet, FPSA EPSA MNEC 91 Mayfair Dr. Westwood, MA 02090 ddrc3@msn.com	<u>AND</u> Cindy Gosselin, MNEC 4 Catalpa Ct. Avon, CT 06001 cgosselin@sbcglobal.net	<u>Club Service Packet</u> Hazel Meredith, APSA, MNEC 375 N. Abram Street Stratford, CT 06614 hazel@meredithimages.com

SPECIAL SERVICES VICE PRESIDENTS

<u>Speakers & Judges Listing</u> Hazel Meredith, APSA, MNEC 375 N. Abram Street Stratford, CT 06614 hazel@meredithimages.com	<u>Honors Committee Chm.</u> Antoinette Gombeda, APSA, HonNEC 817 Chickadee Lane Stratford, CT 06497 agombeda@optonline.net	<u>Club Membership</u> James Dionne, MNEC 131 Pembroke Court Meriden, CT 06450 jimski42@gmail.com	<u>NECCC Website Bulletin</u> Paul Smith, MNEC 117 Upland Road Marlboro, MA 01752 diffangle@aol.com	<u>NECCC News Blog</u> Lisa Cuchara: news@neccc.org Website: www.neccc.org
<u>Historian&Memorial Fund Chm</u> Richard Novak, MNEC 157 Forest Hills Road Springfield, MA 01128 richard.afn@gmail.com	<u>General Fund Chairperson</u> Susan Mosser, FPSA HonNEC 173 Central Street No. Reading, MA 01864 s.jmosser@comcast.net	<u>Scholarship Committee Chm.</u> Antoinette Gombeda, APSA, HonNEC 817 Chickadee Lane Stratford, CT 06497 agombeda@optonline.net	<u>NECCC Information</u> P.O. Box 2544 Springfield, MA 01101 www.neccc.org	<u>Subscribe to NECCC Blog for Latest Information At</u> NECCC@news.blogspot.com
<u>Individual Conference Mailing</u> Kevin Fay 44 Tanglewood Drive Springfield, MA 01129 fay44@comcast.net	<u>Club Conference Mailing</u> Ken Cook, MNEC 35 Westminster Street East Longmeadow, MA 01028 cookken1124@msn.com	<u>Conference Mailing Requested</u> Dr. Owen Santer, APSA, HonNEC 15 Pleasant Place East Longmeadow, MA 01028 osanter@charter.net	<u>Website & Social Media VP</u> Lisa Cuchara, MNEC 60 Braeside Drive Hamden, CT 06514 photographer67@comcast.net	<u>To Post Your Photo Event,</u> <u>Email</u> news@neccc.org and Put NECCC Blog in the Subject Line

CONFERENCE COMMITTEE VICE PRESIDENTS

<u>Conference Co-Chm.</u> Antoinette Gombeda, APSA, HonNEC agombeda@optonline.net Susan Mosser, FPSA HonNEC s.jmosser@comcast.net	<u>Production Director</u> David Yankee, MNEC 22 Johnson Avenue Chicopee, MA 01013 david_yankee@netreaters.com	<u>Print Competitions</u> Arthur Vaughan, MNEC 124 Boston Street No. Andover, MA 01845 thylacine1936@verizon.net	<u>Youth Director</u> Karen Geaghan, MNEC 15 Addison Road Wilbraham, MA 01095 ogeaghan@aol.com	<u>Hospitality & Information</u> Mary Hall, APSA MNEC 200 Burkhall St. #205 Weymouth, MA 02190 hallmaryk@verizon.net
<u>Equipment Coordinator</u> Susan Mosser, FPSA HonNEC 173 Central Street No. Reading, MA 01864 s.jmosser@comcast.net	<u>Equipment Director</u> Steve Tierney, MNEC 8 Lonesome Pine Road Cumberland, RI 02864 steveblkwh@cox.net	<u>Projected Image Competition</u> Pam Lintner, MNEC 18 Weatherly Drive, #6 Salem, MA 01970 pamlintner53@gmail.com	<u>Photo Ops</u> Chris Germain, MNEC 62 Valiant Way Salem, MA 01970 germain9898@gmail.com	<u>Officer & Speaker Registration</u> Meredith Harris 4 Crestwood Circle Farmington, CT 06032 meredith_harris@uhc.com
<u>Speakers' Notes</u> Pam Lintner, MNEC 18 Weatherly Drive, #6 Salem, MA 01970 pamlintner53@gmail.com	<u>Vendor Liaison</u> Raymond Guillelte, HonNEC P.O. Box 596 Attleboro, MA 02703 ray.guillelte@comcast.net	<u>Brochure Printing</u> Dr. Owen Santer, APSA, HonNEC 15 Pleasant Place East Longmeadow, MA 01028 osanter@charter.net	<u>AND</u> Barbara E. Rozaavsky, HonNEC 62 Valiant Way Salem, MA 01970 barbphoto@mac.com	<u>Conference Photographer</u> Paul Smith, MNEC 117 Upland Road Marlboro, MA 01752 diffangle@aol.com
<u>AND</u> Roy Marshall, MNEC 55-9 S. Meadow Village Carver, MA 02330 roymar2@comcast.net	<u>Trophies & Ribbons and Courtesy Enrollment Director</u> Jacob Mosser, III, FPSA EPSA HonNEC 173 Central Street No. Reading, MA 01864 s.jmosser@comcast.net	<u>Model Photography</u> Skip Hoyt, MNEC 12 Ide Street Reading, MA 01867 skipphoto@comcast.net		