

# NECCC Bulletin

**Volume 73 The Official Publication of the NECCC**

## Spring Issue 2014

### In This Issue

President's Message	Page 2
69th Annual NECCC Conference	Page 3
Conference Dedication	Page 6
Conference Presentations	Page 7
NECCC Online	Page 14
NECCC Nomination Report	Page 15
NECCC General and Scholarship Funds	Page 16
NECCC Club Membership	Page 17
Mass CamNats Show at GLPA	Page 18
Mass CamNats Honors	Page 20
NECCC Speakers and Judges List	Page 23
Fall Interclub Print Report	Page 24
Fall Interclub Print Winners	Page 27
Interclub Print of the Year	Page 28
Winter Interclub Print Competition	Page 30
HDR: The Good, the Bad and the Ugly	Page 32
76th Annual PSA Conference	Page 36
Upcoming PSA International Exhibit	Page 37
Websites of Interest	Page 38
NECCC Blog	Page 41

NECCC Conference  
FEATURE PRESENTATION

*The Life of a Photograph*  
Presented by Sam Abell of  
Virginia

Sponsored by Canon



Sam Abell is widely regarded for the elegance, structure and precision he brings to his editorial and documentary photography. He brings those same qualities to this lecture, creating a positive and energizing experience for the audience. Sam will illustrate some of the adventures and misadventures of his life-long effort to make lasting images. He discusses his belief that enduring photographs are thoughtfully made, not taken. He does this by showing the picture-by-picture .

(Continued on Page 40)



NECCC is a proud  
member of PSA

**"Don't shoot what it looks like. Shoot  
what it feels like." - David Alan  
Harvey**

President's Message  
by **Barbara Rozavsky, HonNEC**



I'm sure you are as happy as I am that days are getting longer, trees are leafing out, plants are sprouting up, and this horrible winter is soon to be a memory. We had so much precipitation I was ready to head to the lumberyard to purchase materials to build an ark. Then I realized that I have no clue what a cubit measures.

In a very short time, we'll all be heading to UMass Amherst for the 69th Annual Conference. Conference chair Dennis Goulet, MNEC, has rounded up an excellent array of speakers to instruct and entertain you. This year, he is scheduling programs differently to allow for some presentations to run longer than the usual 45–55 minutes. The logistics of the door prize extravaganza have been adjusted also and there are some awesome prizes—cameras, lenses, and more! I thank NECCC and some of our vendors for their generosity.

Let's not forget the usual opportunities available to you at the conference. These include the variety of teaching and showcase programs presented throughout the weekend, models, photo ops, equipment to borrow, a camera testing clinic, and pre-conference offerings (additional charge). Check out the NECCC Web site at [www.neccc.org](http://www.neccc.org) for more details about this year's conference.

Each year, the member clubs are given the opportunity to have someone who has never attended the NECCC Conference in the past free registration to the conference (meals and rooming are not included). This free registration is a great way to introduce your club members, especially the newer members, to the most amazing photo weekend around. Please be sure to have your club take advantage of this offer. Your club president and your NECCC rep will have the info and deadline (usually in March) for submitting the information.

I would like to take this time to thank my fellow officers of the New England Camera Club Council for their support during my three-year tenure as president of the council. Without their continued devotion to the organization, my job would have been much more difficult. My thanks also go to the many workers who serve on the varied committees that make the conference such a success. Make sure to thank these people when you see them in July.

Enjoy the rest of the spring and the beginning of summer. I look forward to seeing you in July at the conference.

NECCC 69th Annual NECCC Conference  
UMass Amherst  
July 11, 12 and 13, 2014

Dennis Goulet  
General Chairman  
[NECCC2014@comcast.net](mailto:NECCC2014@comcast.net)

**It's almost time for the 69th NECCC Annual Photography Conference on 11-13 July 2014. Conference preview link: <http://neccc14.neccc.org/NECCC-2014-Conference-Preview.pdf>**

I'm providing this information in hopes it entices those of you on the fence about coming to this year's conference into deciding to attend. As you may have gathered from my last email, I'm a tinkerer. I've made some small changes to the organization of the programs and I have a few more new features that I hope will enhance your conference experience.

#### Door Prize Raffles

Yes, that's plural. I've been working with some suppliers of photographic tools, accessories and software to request donations for our Door Prize Extravaganza, and have purchased a few items for NECCC to raffle off in a special door prize raffle as we have done in the past two years. Special door prizes provided by NECCC include a Canon G1X Mark II, a Nikon 1 AW1 with zoom lens, a Sigma 105mm F2.8 EX DG OS HSM Macro, and a Tamron SP 10-24MM F/3.5-4.5 Di II. Due to the large number of door prizes, we will break with the past practice of drawing ALL the winners immediately before the keynote address. Because we have so many generous donors (80+ prizes so far), it would take a very long amount of time to pull all the names on Saturday evening. So, we're going to draw names for the special door prizes as well as a few others prior to the keynote address and you will have to be in the audience to win. The bulk of the door prizes will be drawn on Saturday afternoon and the winner's names posted on bulletin boards near the concourse entrance and by the Help Desk at about 3pm.

Check the NECCC Conference Web Page [www.NECCC.org](http://www.NECCC.org) for program details and the latest list of door prizes.

#### Vendor Showcase

This year, as another experiment, I am scheduling a series of Vendor Showcases in which a vendor representative will have a program on a particular product or techniques using their products. These lectures

and demonstrations will be held in a room on the 9th floor of the campus hotel. The vendors for this series include Sekonic, Delkin, Westcott, and DxO. I will have more details in a future email to attendees, as well as a detailed write-up in the attendee's registration package. For instance, Joe Brady will be presenting a lecture on the use of a hand held meter to correctly capture landscape photography. More details in an email to registered attendees in June.

### Special Photo Contest (yet another experiment)

To spice things up a little, Sigma is sponsoring a projected image contest, with a grand prize of a Sigma DG 150-500mm f5-6.3 APO OS HSM (retail value \$1,069), and a runner-up prize of a Sigma DG 105mm Macro OS HSM (retail value \$969). The selection of the winners will be made by Sigma Pro Photographer David FitzSimmons. This contest is separate and different from the NECCC digital projected image competition that is also available to attendees and will use a separate entry instructions. A show of the finalists will be assembled by Photodex, the makers of ProShow Producer, and will be available on the NECCC conference website and on display at the Sigma booth at the conference.

Each attendee will be able to submit one image for the competition. The image file requirements will be the same as for a typical club competition. Image size maximum 1024 x 768, sRGB color space, and 500 KB file size maximum. So that we have the images judged and the finalists selected before the conference, the entry time period will open in mid-June and close on 30 June. An email will be sent to every registered attendee when the contest opens with a link to the online entry page. Take the opportunity to select your image and be ready to enter the competition when it opens. The dates are not firm and are subject to getting the entry page completed and tested.

### Photographic Trade Show

We have a quite a variety of vendors who will be showing their products, and more importantly, are able to answer your questions on product features and performance. The vendors scheduled to participate in the conference include:

Cameras and Lenses: Nikon, Canon, Sigma, Tamron, Panasonic, Fuji, and Ricoh (Pentax)

Photographic Tools: BosStrap, Datacolor, SpinLight 360, Wacom, FJ Wescott, Manfrotto, Gitzo, Lowepro, Delkin, Think Tank, MAC Group (Xrite) and of course Hunt's

Image Presentation: AutumnColor Digital Imaging, Digital Silver Imaging, Printmakers, Red River Paper, Epson

Others: DxO, Photodex (ProShow), Strabo International Tour Company, Adirondack Photography Institute, The Amazing Image

### HUNT's Special Offers

If you are looking to trade-in or sell some photographic equipment you no longer need, Hunt's has a website link to get an estimate on its value. <http://wbhunt.com/specials/neccc>

Hunt's has a special tripod trade in offer for NECCC attendees during the conference.

Manfrotto trade-in program. Trade in any tripod regardless of condition towards the purchase of any 1 Manfrotto tripod or head over \$150.00 and receive \$75.00 in trade-in allowance. If the single Manfrotto item purchase is \$400.00 or more, the trade-in allowance will be \$125.00 - Exclusions include: 290 Aluminum, 390 series, all Compact, Pocket Series, Monopods, Table Top, 234RC, 056, all 492 and 494 heads.

The Gitzo trade-in program: Trade in any tripod regardless of condition toward the purchase of any 1 Gitzo tripod or head under \$450.00 and receive \$100.00 in trade in allowance. If the single Gitzo item purchase is over \$450.00, the trade in allowance is \$175.

Hunt's will have a number of specials at the conference, but if you want a certain item, let Gary Faber know. If he has it in stock he will bring it with your name on it. You can send an email to him no later than July 8th at [digitalguygary@wbhunt.com](mailto:digitalguygary@wbhunt.com).

Hunt's is also hosting an all-day Rick Friedman Location Lighting Workshop. You can get the details and sign up at this website. <http://tinyurl.com/ou3zjlf>

Look forward to seeing you at the conference on 11-13 July 2014.

NECCC 69th Annual Photography Conference  
11-13 July 2014

## **2014 NECCC CONFERENCE DEDICATION**

### **Karl Schanz, APSA, MNEC**



It is with gratitude and great pride that the New England Camera Club Council dedicates the 2014 Annual Conference to Karl Schanz, APSA, MNEC for his dedication to photography both at the local and national levels.

As attendees, we have been treated to Karl's outstanding Showcase Theater Presentations eight times. Prior to his retirement Karl spent his professional life in the camera repair business. With this experience, he was in charge of the Camera Testing Clinic at the NECCC Conference from 2004 thru 2006.

Karl is a very talented master photographer, presenter, exhibitor, and judge who has shown his programs all over the United States and at local Camera Clubs, seminars and conferences. He has been honored by both the Photographic Society of America with an Associate (APSA) and the New England Camera Club Council as a Master (MNEC) for his work in the photographic community and his photographic achievements. He has been photographing for the majority of his life and though he will photograph everything and anything, he has evolved his photography to express his intense devotion to wildlife and nature, and he has been enthralling photographic audiences for many years with his outstanding images.

A multi-star exhibitor in PSA, Karl also competes in the Masters Class at Greater Lynn Photographic Association and has finished in the top two places for the past several years. For many years he was chairman of the equipment and setup committee for Yankee Photographic where he was one of the original founders of the organization. He belongs to Greater Lynn Photographic Association, and is a member of the Massachusetts Camera Naturalists (by invitation only nature organization). In the past he has been a member of Lowell Camera Club and Merrimac Valley Camera Clubs.

We invite you to stop by the special display area outside of the University Store on the Main Concourse of the Campus Center, to view his photographic work and sign the official dedication book.

## NECCC CAMERA COLLEGE AND SHOWCASE PRESENTATIONS

### GENERAL

#### **David DesRochers (NJ) Artist Earth**

Since the early days of our art form, photographers have been exploring our planet's endless gallery of natural art and celebrating its beauty in photographic images. This program will cover techniques for seeing and capturing unique and creative images of the endless natural art found in nature.

Developing your own style, managing exposure and depth of field with blending and HDR, and creating art with water will be among the subjects covered. [www.desrochersphotography.com](http://www.desrochersphotography.com)

(Sponsored by Hunt's) (B, I, 90 min)

#### **Hanson Fong (CA) It's Showtime! Time to Look Good!**

The key element to being a successful photographer is to make people look great. Hanson Fong is known for his animated teaching skills as well as his photographic prowess. He will share with you his perception in creating perfect photographic harmony by demonstrating how to handle any subject's body size and type. A live demonstration of the Classic 10 poses that Hanson has mastered and pioneered will assist you in posing any person, regardless of weight and/or height. His technique will also enable you to pose any family grouping, couple, or a bridal couple. In addition to hands on posing, Hanson will discuss lighting techniques. You will learn how to photograph under any lighting condition, indoors or outdoors, any place, anytime. His approach to finding the "light" is simple and uncomplicated. Proper lighting and posing will help you create highly desirable, contemporary and timeless photographs. <http://hansonfong.smugmug.com/> (Sponsored by Canon) (I, 90 min)

#### **David FitzSimmons (OH) Wild, Wonderful Waterfalls**

Join Sigma Pro David FitzSimmons for spectacularly-illustrated journey to some of North America's most spectacular cascades. Along the way, learn about composition, exposure, lighting, filters, and post-processing software. See example after example of approaches to depicting these popular landscape features. David will conclude by sharing how to turn your images into paid publications in magazines, books, and other media. [www.fitzsimmonsphotography.com](http://www.fitzsimmonsphotography.com) (Sponsored by Sigma) (B, I, A, 90 min)

#### **Jerry Hug, APSA (IL) iPhoneography - The Best Camera is the One that is with You**

In this workshop: 1. you will learn how to take better photos with your iPhone camera, 2. how to edit these photos with photo apps. And 3. learn how to organize, store your photos and share these photos. Please bring your iPhone, iPad or iPod touch (fully charged) with the following apps downloaded and installed: Snapseed, Camera Awesome, and Touch/Retouch. Participants will receive my complete speakers notes with directions to help enjoy your creative tools of iPhone photography.

[www.jerryhugphoto.com](http://www.jerryhugphoto.com) (Sponsored by Hunt's) (B, I, A, 90 min)

#### **Denise Ippolito (NJ) Bloomin' Ideas**

This slide program will cover the in-camera techniques that Denise uses to capture beautiful flower images: composition, depth-of-field and selective focus, the use of extension tubes and reflectors, and the use of natural light. You will learn to create impressionistic flower blurs by using your camera as your paintbrush. I will also go into detail explaining my creative processing and multiple filtering effects that I use on a daily basis. You will be inspired to step out of the box and develop your creative vision and your own original works of art. If you love to photograph flowers this program is for you. [www.deniseippolito.com](http://www.deniseippolito.com) (B, I, A, 90 min)

#### **Lance Keimig (MA) Light Painting and Drawing**



Light Painting and Light Drawing have become increasingly popular in recent years, in part because of advances in both camera and flashlight technology, but also paralleling the meteoric rise in the popularity in Night Photography. It's become almost commonplace to see Light Painting images in the media, both in print, and video formats. It's truly an exciting time to explore the many creative opportunities of Light Painting. This seminar by night photographer Lance Keimig begins with an introduction to the concepts of Light Painting and Light Drawing, along with examples by many of the best artists working in the medium today, and a discussion about the techniques they use. There will be a live demonstration of some of these techniques, including information about the equipment used, with time for questions at the end of the session. [www.thenightsskye.com/](http://www.thenightsskye.com/) (I, A, 75 min)

### **Ian Plant (VA) Visual Flow: Mastering the Art of Composition**

What makes a great photograph? Is there any one aspect of the process which separates the merely good from the truly magnificent? Many candidates immediately spring to mind, but one aspect clearly rises above the rest. Composition—the artistic arrangement and placement of visual elements within the picture frame—is the most difficult aspect of the art of photography to master, and also the most important. Although the emotion evoked by a photograph's subject matter and mood cannot be underestimated, likewise the primal visual response evoked by a skillful composition cannot be ignored or forgotten. A snapshot shows the world what your camera sees, but when you create a composition, you show the world what *you* see. Ian's presentation, based on his hit book, is an artistic *tour de force*, spanning several centuries and different artistic media to reveal the composition secrets of the great masters. [www.ianplant.com/](http://www.ianplant.com/) (Sponsored by Tamron)

### **Deborah Sandidge (FL) Creative Techniques for the Passionate Photographer**

The ultimate goal of a good photographer is to be a great story-teller. To do this well one must develop the art of constructing a visual narrative through various creative techniques. For example, you can take double or multiple exposures to create visual and emotional depth with a photograph; or stack stars or clouds for a unique perception. Telling a story using time-lapse photography can condense hours of captures down to several seconds. Even a short video clip can become a fascinating narration as a cinemagraph—a still photo with motion. Time-lapse can tell a story in several seconds that otherwise would take hours to capture. You can create surreal photos during the brightness of day using neutral density filters to calm the crashing waves of an ocean, and softly blur clouds across the sky. Simple post-processing such as utilizing filters or plug-ins can alter the reality of an image. Creative techniques in-camera, and in post-processing, can change the reality, the mood, and the drama of a composition, allowing the photographer to create expressive, fine art imagery. Join professional photographer and author Deborah Sandidge as she guides you through creative techniques for photographing and post processing creative imagery. [www.deborahsandidge.com](http://www.deborahsandidge.com) (Sponsored by Nikon) (I, 90 min)

## **NATURE**

### **Andrey Antov (ME) Macro Photography Made Easy**

There are several reasons for doing macro rather than landscape or bird photography – it is less expensive and easier, the objects are readily accessible, and there are better chances of repeating the opportunities. In addition, one can shoot macro with the least sophisticated equipment not only



outside, but also indoors. In his program Andrey will convey a few easy tricks to quickly set up a macro studio wherever you are. <http://photo.net/photos/AndreyAntov> (B, I, 60 min)

**Gregg Basco (Costa Rica) Making Your Own Light: Flash and Flashlights for Nature**

**Photography** Flash, used responsibly and creatively, can open up a whole new world for the nature photographer. Many nature photographers express an aversion to flash, but done well, it allows one to capture dramatic images not possible with natural light. Continuous light sources such as garden-variety flashlights are also valuable in providing accent light to shots during the day and at night. In this engaging presentation, Greg Basco explains how he "makes his own light" in a multitude of ways to produce stunning images in the tropical forests of Costa Rica. You'll take home some inspiration and ideas that you can put to use in your own photography. [www.deepgreenphotography.com](http://www.deepgreenphotography.com)

**Arthur Morris (FL) What Makes a Great Natural History Image**

Today's incredible digital photography gear makes it far easier to create sharp, well exposed, technically perfect image of birds, buildings, bears, boats, and blossoms than it was to do so with film. This slide-illustrated lecture will feature hundred's of Artie's spectacular images as he shares his thoughts on the flow of a photograph, negative space, and compositional balance and their effects on image design. Artie will teach you how to see, understand, and use a variety of lighting conditions to create mood in an image. You will learn the great importance of choosing your perspective carefully. You will come to see that using your longest lens with a teleconverter and filling the frame with your subject is a great way to create boring images. You will learn to recognize the great situations that many folks walk right past. To learn more about Arthur Morris visit [www.BIRDSASART.com](http://www.BIRDSASART.com) and [www.BIRDSASART-blog.com](http://www.BIRDSASART-blog.com) (Sponsored by Canon) (B,I,A 75 min)

**Benjamin Grunow (VT) Auroras and the Milky Way** In this Aurora and Milky way program, you will join nature and landscape photographer Benjamin Grunow in a class room setting to learn about the different ways to capture the night sky and Milky way. This class will teach you about beginner to advanced settings on your camera, focusing, light painting your foreground and framing your shot in the dark. You will learn techniques on time-lapse and different ways to capture star trails from beginning to end. The aurora section of the class will be about tracking the sun and moon cycles for capturing the aurora, it is the most important part of knowing when to get out and shoot.

[www.ElmoreMountainPhoto.com](http://www.ElmoreMountainPhoto.com) (Sponsored by Panasonic) (I, 75 min)

## **DIGITAL**

**A. Cemal Ekin, PhD (RI) Black and White Conversion in Lightroom: Why, What, When, How**

Lightroom has offered a new set of tools to digital photographers, including B&W conversion. The obvious tools it offers come with some shortcomings. This session will focus on B&W photography and how to achieve the desired results with maximum effectiveness. Monochrome toning will also be discussed and explained. [www.keptlight.com](http://www.keptlight.com) (I, 75 min)

**Sean Teegarden (CA) Thought Process: A conceptual workflow using Lightroom's Develop Module**

Whether shooting personal or professional work, getting the best photograph in-camera is only half of the battle when making a great image. Editing can be daunting work when post processing tools and new technologies are being created at a rapid pace therefore changing workflow habits. In this workshop, we will cover a creative approach to RAW processing using Lightroom's Develop Module for 90% of the images we create. From the fundamentals of basic processing (most used adjustments) to intermediate aesthetic treatments, we will focus on the image from a pre-visualization view where each image has specific goal prior to image import. The goal is to get your images into Lightroom, out to their destination, and get you back to shooting. We will drill down to some of Lightroom's most powerful features and when one might use a tool set in the image workflow. Topics focused on but not limited to: Local Adjustments (Adjustment Brush, Spot Healing, Radial), Correction features (Upright, Noise Reduction, WB Eyedropper), Color FX (HSL Sliders, Curves Camera, Camera Calibration), and when to use Photoshop.. [www.seanteegarden.com](http://www.seanteegarden.com) (Sponsored by Adobe) (B, I, A, 90 min)

### **Lisa Cuchara, MNEC (CT) Applying Textures to Photographs**

What is a texture? We know texture when we see it, but when we refer to a "Texture" as photographic tool we mean a photograph that is placed on top of another photograph and then "blended" or adjusted to affect how it is portrayed. "Textures" can be just that, photographs of rust, peeling paint, old paper, etc., but they can also be clouds, bokeh, bubbles, water drops, wallpaper, walls, words, old letters, grass, etc. The specific texture that you pick will affect how your photograph underneath looks, but you have additional choices by changing the blending mode (there are 20 blend modes, but a handful that are commonly used when blending textures) for that texture later. Changing the blending modes alters the way that particular texture interacts with the photograph underneath. Join Lisa Cuchara as she shows you how to edit some of your photographs to give them a different feel by applying textures to them. Textures can add a mood or a feel to an image; making the photograph softer, warmer, grungier, older, etc. In this intermediate workshop (assumes knowledge of layers and masks) Lisa will show you how to collect your own textures, how to use textures, how to remove textures from part of an image, how to remove color from a texture and change the color of the texture and how to prevent the texture from affecting of the photograph below while leaving the color. [www.breaphotos.com/](http://www.breaphotos.com/) (I, 90 min)

### **Sarah Musumeci, MNEC (MA) SELECTIONS - How to Choose and Use Photoshop's Many Selection Tools**

Often in Photoshop you may want to make changes to an isolated portion of an image, and you need a selection. In this presentation I will demonstrate the many selection tools and how each one works. We will cover the Marquee Tools, the Lasso Tools, the Quick Selection method, and the Magic Wand - and when they are best used. Then we will move to the more sophisticated Color Range method of selections, selections via masks, and the dreaded Pen Tool. The Pen Tool is one of the most accurate and controllable methods of selections, and will prove to be one of your most used tools in any selection process. Mastering these 'isolation' methods is essential in getting the perfect selection needed for the job - in the least amount of time. [www.smbuildings.com](http://www.smbuildings.com) (B, I, A, 90 min)

## **PORTRAITURE**

### **Rob Van Petten (RI) Think Outside the Soft Box**

This is a 90 minute demonstration designed to build your confidence in studio and location lighting with a variety of lighting tools. Beyond the safety of the soft box there is a menu of lighting options that give your lighting mood, dramatic effects, and individual style. You will learn the use of a variety of light modifiers separately and in combinations. Rob will demonstrate building a rhythm of light zones - light dynamics - made easy with a live model demonstration. The class is divided into 3 parts: The Show – Rob begins by discussing the use of a variety of light tailoring devices with studio flash and incandescent lights, The Demo – Rob demonstrates the use of a variety of lighting devices. This involves a quick lighting demo using studio flash, incandescence, ring flash, gels and shooting with the correct white balance and using an X-Rite color checker for a consistent reference. The Shoot – Rob will show you how he uses a variety of lighting techniques with a live model in the studio. [www.robvanpetten.com](http://www.robvanpetten.com)

(Sponsored by Dynalite and Nikon) (I, A, 90 min)

## **PHOTO JOURNALISM**

### **Essdras Suarez (MA) Through the Eyes of a Photojournalist**

A look at the world around us through the lens of Pulitzer Prizewinner photographer Essdras M Suarez as he covered local, regional and international stories during his two decades as a shooter. From the Columbine Massacre, to Iraq war, to the Indonesia Tsunami, to the Crossing Divides project, a series of journeys between countries to document daily life in far and nearby places, and many more. [www.essdrasmsuarez.com](http://www.essdrasmsuarez.com) (Sponsored by Nikon) (B, I, A, 90 min)

## **SHOWCASE**

### **Ivan Rothman (NY) I'm Alive!**

This program is a celebration of wildlife from around the world highlighting the diversity, the beauty and the vitality of these magnificent creatures. Creatures of every size and type from North America, Iceland, Japan, the Falkland and Galapagos Islands, the Arctic and the North Atlantic Ocean, Costa Rica and seven African countries are presented with an uplifting and spiritual musical theme.

[www.ivanrothman.com](http://www.ivanrothman.com) (60 min)

## **BEGINNER'S TRACK**

### **Gail Hansche-Godin, MNEC (MA) Basic Camera Operation**

Do you have a digital camera but never take it off of automatic? Do you want to learn how your camera works so you can improve your images? Learn about the basic operation of digital cameras so you can take control of your photography. This class will cover basic lighting, ISO, image quality, exposure, white balance, shutter speed and the effects of aperture on your final image. Learn why, when and how to use various modes on your digital camera including various flash modes. Whether you use a point-and-shoot or a DSLR camera, understanding the function of the camera will help you create better images. [www.featherfotos.com](http://www.featherfotos.com) (B, 60 min)

### **Rick Cloran, FPSA, MPSA, MNEC (MA) Basic Image Processing**

In this program Rick will walk through the key basic steps in processing images. Rick will use Photoshop Elements 9 as an example in this presentation; however, the workflow and adjustments will be similar in other image editing software. The coverage will center on the “Full Editor” in Elements. We will start at the beginning with initial processing on Raw and Jpeg images. Coverage will continue by examining key techniques such as eliminating color casts, setting black and white points in an image, and techniques for dealing with over and under exposure. Core editing tools such as the Healing tools, Clone tool (aka rubber stamp tool), Magic Wand, Quick Select, and Sharpening tool will be explored. We will examine layers and adjustment layers as well as the basic use of layer Blend Modes and masks. We will finish up by touching on sizing and sharpening images for different uses and the often overlooked step of making sure the image is in the correct color space for the intended use. (B, 90 min)

### **Amy Musinsky, MNEC (MA) Printing quality photos from your home printers for beginners**

Learn everything you need to know about how to get quality prints from your home printer. We will discuss what makes a quality print, basic color management, and the different types of inks and papers. Printer settings will be demonstrated. Examples of prints with different papers and settings will be available for comment and discussion. (B, 60 min)

## **SPECIAL PRESENTATIONS (Friday Evening – one time only)**

### **David FitzSimmons (OH) Building a Successful and Profitable Photography Business**

“Entrepreneur” and “Photographer”—two words that in today’s business world must go together to be successful in the photographic world. Learn what it means to build a successful, goal-oriented, and inspired business that highlights entrepreneurship and creative photography. Hear stories of what works and what doesn’t as David narrates his twenty-year journey in the visual field. See examples of projects that succeed, resources to take you to the next level, and ways to leverage one success to another. [www.fitzsimmonsphotography.com](http://www.fitzsimmonsphotography.com) (Sponsored by Sigma)

### **Denise Ippolito (NJ) and Arthur Morris (FL) Creating Pleasing Blurs**

Pleasing blurs are rarely happy accidents.... This program will cover the great variety of techniques that can be used to create pleasingly blurred images mostly in-camera in the field, and at times, during post-processing. Topics that will be discussed and illustrated include pan blurs, vertical pan blurs, zoom blurs, camera movement blurs including flames and jiggles, flash blurs, and subject movement blurs including moving water blurs, long exposure blurs. They will discuss the need for accurate focusing, managing your ISO settings, creating in-camera multiple exposures, the importance of subject to film plane orientation, the role of neutral density and polarizing filters when creating pleasing blurs, your choice of shutter speeds, and how subject to sensor distance affects the degree of blurring. With the advent of digital photography and the popularity of intentionally blurred images in prestigious nature photography competitions, more and more folks are enjoying the challenges and rewards of creating pleasing blurs. Whether you photograph birds, wildlife, and flowers or people, street scenes, or landscapes, this is one program that you do not want to miss if you would like to learn to unleash your creativity. Join top nature photography professionals Denise Ippolito ([www.deniseippolito.com](http://www.deniseippolito.com)) and Arthur Morris ([www.BIRDSASART-blog.com](http://www.BIRDSASART-blog.com)), co-authors

of the hugely popular eBook, "[A Guide to Pleasing Blurs](#)," as they present their slide-illustrated lecture, "Creating Pleasing Blurs." (Arthur Morris is Sponsored by Canon) (B, I, A, 90 min)

### **Deborah Sandidge (FL) Infrared Photography - the World of Invisible Light**

Infrared photography will expand your photographic horizons. It offers the photographer an alternative way to "tell the story" creating an image that is more surreal and enchanting than possible in color. Various subjects reflect and absorb infrared light differently than in color. The results may surprise you! Leaves from trees such as maples, are highly reflective of infrared light and are recorded as white by the digital camera and infrared filter. Clouds become wonderfully expressive and often the sky is quite dark, both key features of an infrared image. Infrared light also creates a flawless porcelain look to skin. This is why infrared photography is so attractive to wedding photographers. The way that infrared light is absorbed and reflected by various surfaces works beautifully to create a compelling image. Join author Deborah Sandidge as she guides you through creative techniques for photographing and post processing beautiful infrared imagery.

[www.deborahsandidge.com](http://www.deborahsandidge.com) (Sponsored by Nikon) (I, 90 min)

## **CANON TEACHING PRESENTATIONS**

### **Barbara Ellison Alternative Printing**

Creating your image is just the beginning. Printing is the completion. Barbara will discuss substrate choices – from the traditional inkjet papers to the alternatives including wood, metal and silk. She will discuss the options for showing your work, from small art books to mixed media pieces. Making the right choice in printing can set your work apart from other artists and complete your vision. (B, I, A 90 min)

### **Michael Sheras Canon Basic Speedlite Course**

This one-hour course will start with the basics of why you want to use flash and how flash can improve your photographs. We will explain how the speedlite works, covering the manual, basic E and advanced ETTL flash modes. We will also explore how to set your Canon speedlite in single flash and wireless multi-flash modes. Finally, we will talk about and demonstrate both the traditional Canon infrared wireless system and the new Canon radio transmit system featuring the new Canon Speedlite 600EX-RT. (B, I, A 90 min)

## **NIKON TEACHING PRESENTATIONS**

Bob Watts What's New in Nikon.

### **Nikon Teaching Presentation:**

Title to be announced

### **Tamron Teaching Program**

Rob Moody (NY)

### **Camera Club Sparkle with Antoinette Gombeda, APSA, HonNEC (CT)**

"Meet-up" with us for our Camera Club Sparkle discussion on the ever growing list of Meet-Up groups. We will discuss their impact on camera clubs, as a camera club, form of attracting new members, springboard for field trips and meeting other photography enthusiasts.

# NECCC



## NEW ENGLAND CAMERA CLUB COUNCIL, INCORPORATED WWW.NECCC.ORG

### **NECCC INFORMATION IS NOW ON-LINE!**

Fall 2011 was the beginning of a new era for the award-winning *NECCC Bulletin*. The paper publication, edited most recently by Robert Gorrill, APSA, MNEC, went digital. All of the Council news, results of interclub competitions, reports from member clubs, and other up-to-the-minute news, became instantly available on the world-wide-web. Paul Smith, MNEC, is our digital *NECCC Bulletin* editor.

The information publication system consists of three on-line services:

- 1) The NECCC web site at [www.NECCC.org](http://www.NECCC.org) was redesigned to modernize its look and navigation and now provides places for items like Council news, club reports, and technical articles.
- 2) The blog, NECCC News, contains the latest information on Council happenings. If you have not yet subscribed to receive updates, go to: <http://necccnews.blogspot.com>, click on the Subscribe menu tab at the top of the page and follow the very simple instructions. Every member of an NECCC club is encouraged to subscribe as well as other photographers both within New England and outside who are interested in the activities of the Council.
- 3) The NECCC Facebook page went live in April 2012 and provides us with an engaging and participatory platform to update you on the NECCC Annual Conference and other planned events. The detailed even information on the NECCC web site will be updated and broadcast on our Facebook page. You too can comment and contribute on our "Wall" and use this to tell the NECCC community about your club events, posted articles, educational material and all things photography related.

Show your support and become a "Fan" of the New England Camera Club Council today! Visit our Facebook page by searching on "New England Camera Club Council" and click on "Like".

Our goal is to provide information about the Council in a timely manner allowing you and your club to take advantage of the activities and services of the New England Camera Club Council. However, you must do your part by subscribing to our blog, *NECCC News*, and "liking" us on our Facebook page.



## NOMINATION COMMITTEE REPORT 2014-2015

President – Dennis Goulet, MNEC  
Chairman of the Board –Barbara Rozavsky, HonNEC  
Secretary - Mary Campagnolo, APSA, MNEC  
Treasurer - Rick Cloran, FPSA, MPSA, MNEC

### Honorary Life Vice Presidents

Harold T. Ahern, FPSA, HonNEC	Dr. J. Owen Santer, APSA, HonNEC
Lois E. Clarke, FPSA, EPSA, HonNEC	Audrey A. Weigold, APSA, HonNEC
Antoinette Gombeda, APSA, HonNEC	Olive M. Weingart, APSA, HonNEC
John Fuller, FPSA, AFIAP, HonNEC	Robert C. Yankee, HonNEC
Susan Mosser, FPSA, HonNEC	

### Vice Presidents

William B. Barnett, EPSA, AFIAP, MNEC  
Mary Campagnolo, APSA, MNEC  
Daniel Charbonnet, FPSA, EPSA, MNEC  
Rick Cloran, FPSA, MPSA, MNEC  
Kenneth E. Cook, Jr., MNEC  
Lisa Cuchara, MNEC  
James L. Dionne, MNEC  
Michael Di Stefano, MNEC  
Kevin Fay  
Jim Gallagher, MNEC  
Karen Geaghan, MNEC  
Chris Germain, MNEC  
Cindy Gosselin, MNEC  
Jane W. Guaraldi, MNEC  
Raymond Guillette, HonNEC  
Mary K. Hall, APSA, MNEC  
Meredith Harris  
Pamela S. Lintner, MNEC  
Roy L. Marshall, MNEC  
Hazel Meredith, APSA, MNEC  
Jacob Mosser III, FPSA, EPSA, HonNEC  
Richard A. Novak, MNEC  
Harold Siskin, MNEC  
Paul Smith, MNEC  
Steve Tierney, MNEC  
Arthur Vaughan, MNEC  
Shiv Verma, APSA, MNEC  
David Yankee, MNEC

Respectfully submitted,  
Antoinette Gombeda, APSA, HonNEC  
Dennis Goulet, MNEC  
Pamela S. Lintner, MNEC



## General Fund Donations

Donations to the NECCC GENERAL OPERATING FUND help defray the operating expenses of the Council, including the cost of services provided to member clubs and the expense of the Annual Conference at Amherst. Donations are also used to purchase much needed new equipment for the conference.

When donating to the General Operating Fund, checks should be made payable to "NECCC" and should be sent to:

Susan Mosser FPSA, HonNEC  
173 Central St  
No. Reading, Ma 01864  
[s.jmosser@comcast.net](mailto:s.jmosser@comcast.net)

There have been no donations to the fund since the Fall issue of the NECCC Bulletin

All contributions are tax deductible and will receive a written acknowledgement.

## Memorial Scholarship Fund

A donation to the *NECCC Memorial Scholarship Fund* in the memory of a beloved family member or friend who enjoyed the craft and art of photography is a fitting tribute to that person in that your gift will help to perpetuate their love of photography in a young student who is undertaking a photographic curriculum at an accredited school of higher learning by endowing that student with a scholarship to assist them in their academic quest.

Therefore, we gratefully acknowledge the following gifts.

In Memory of: **Abraham J. Reisman, APSA, HonNEC**  
NECCC Executive Board  
Jake and Susan Mosser, FPSA's, HonNEC's  
Marilyn and Rick Cloran, FPSA, MPSA, MNEC  
Audrey A. Weigold, APSA, HonNEC  
Olive M. Weingart, APSA, HonNEC  
Mary Campagnolo, APSA, MNEC

In Memory of: **Brooks R. Johnson**  
NECCC Executive Board

In Honor of: **James Gallagher, MNEC**, For Services Rendered  
Upper Cape Camera Club

In Honor of: **Richard Sereque, APSA, HonNEC**, For Services Rendered  
NECCC Executive Board

A couple of reminders:

- When making a memorial donation, please include the name and address of the person's family so that a notification of the gift can be sent to them.
- All donations to the NECCC Memorial Scholarship Fund are fully tax deductible to the extent of the law.

Donations should be sent to:  
NECCC Memorial Fund  
c/o Richard A. Novak, MNEC  
157 Forest Hills Road  
Springfield, MA 01128-1207

On this Memorial Fund Scholarship Fund report you will notice a donation from a Mr. Dave Blass, a past scholarship recipient. Following is the letter which I received from him along with his donation:

Dear Richard:

Back in 1989 I had the honor of receiving one of your very generous scholarship grants. As a struggling student, every dollar is a huge help. Your fund helped me graduate Emerson College, and pursue my career in the Film & Television field.

Twenty five years later as a successful Television Professional with an Emmy nomination under my belt, I want to pay it forward and help another deserving individual follow their dreams.

With Deepest Gratitude  
Dave Blass

Membership Article  
Jim Dionne, MNEC

As member clubs your club is listed on our web site in two places; The member club tab and the Excel sheet that is in the club packet. I try and keep those up to date as I get revised information about your club. It is important that I have the latest information about your meeting place, dates, NECCC rep and President. No need to wait until the bills go out in August. The NECCC web site [www.neccc.org](http://www.neccc.org) has the club information form in the "Join NECCC" tab. The information form is there in PDF or word format. You can print it out or fill it in electronically. Just email it to me at [jimski42@gmail.com](mailto:jimski42@gmail.com) or send it to me at: 131 Pembroke Ct., Meriden, CT 06450-8158 and I'll update the files.

## Massachusetts Camera Naturalists' Nature Exhibition Show

Saturday, June 28, 2014, 2:00 P.M.



This beautiful showcase of the accepted images from the "CamNats" International Nature Exhibition which was judged on May 17 & 18 will be shown at the Greater Lynn Photographic Assoc. headquarters. The show will be produced and shown by Charlie Burke, APSA, EPSA, MNEC, who was chairman of the exhibition. This beautiful showcase set to music will consist of the images that scored high enough to be accepted during the judging of the four nature sections in the exhibition: Nature Open, Wildlife, Botany, and Insects, which came from 20 states and 31 different countries, including Australia, Croatia, Slovenia, Saudi Arabia, England, Malaysia, Canada, China, Russia and Finland to name a few. They received 188 entrants, many of who entered in at least 3 of the 4 sections that were offered, judging over 2150 nature images in the two days.

The exhibition was judged by six CamNats members: Open and Botany Section judges were Pamela Lintner, MNEC; Francis MacDonald; and Gail Platz. The Wildlife and Insect Section judges were Michael Di Stefano, MNEC; Michael Goodman, MNEC; and Arthur Vaughan, MNEC. The judges had a very difficult time with the selection of the medal winning images due to the high quality of the submitted entries.

A number of New England entrants were successful in winning some of the top honors: A PSA Gold Medal for Best in Show in the Botany section went to **Norman Halpren** of Holyoke, MA for his lovely image of an Eschevaria Shavina stem. **Mr. Halpren** also won two other medals in Botany: a PSA Bronze for a flora image of Hens and Chickens and a Judges Choice Award for a detail of an autumn leaf. PSA Silver Medals were awarded to **Don Selesky** of Westford, Ma in the Wildlife section for Best Action with his image of a fox kit jumping in the air playing with a bone and to **Steve Tierney** of Cumberland, RI in the Botany section for his image of a beautiful pink Water Hyacinth. A PSA Bronze Medal in the Wildlife section went to **Ken Jordan** of Lynn, MA for his image of a Peregrine Falcon Defeathering a Gull Kill with the feathers blowing through the air. A Judges Choice Medal went to **Jacob Mosser** in the Open section for a habitat image of dead birch trees and green ferns.

Each section had a Les Campbell Award that went to a CamNats member whose total aggregate score for their 4 images was the highest. In the Wildlife section it went to **Sandy McMillian** of Merrimack Valley and Greater Lynn with a score of 54 points out of the 60 available. In Insects, this award went to **Jacob Mosser** of Greater Lynn with a score of 53 points; in Botany, it went to **Ken Jordan** also of Greater Lynn with a score of 51 points.

There were also two Diversity Awards given. These were given to an entrant who had at least 3 of their 4 images accepted and then the 3 images had to be diversified, not just one subject matter. Both Diversity Awards were won by entrants outside of the USA. The Open section went to **David Cantrill** of England, and the Wildlife section was won by **Jenni Horsnell**, MPSA, AFIAP of Australia. Jenni also won the Yankee award given to the maker with the highest number of acceptances for the four sections. She received 14 acceptances out of the 16 eligible.

The most successful entrant from New England was **Peter Curcis**, Lynn, MA of the Greater Lynn PA. Peter won two individual medals: a PSA Bronze Medal for his Peregrine Falcon kill shot and a Judges Choice in Wildlife for his stunning image of a Snowy Egret catching a fish in water. He also won 2 other medals for the total body of his work submitted: A Les Campbell Award in Open with an aggregate score of 55 points, and the NECCC medal, which went to the Best New England Entrant for highest aggregate score for the open and wildlife sections combined. Peter's total was 110 points out of the 120 points available. Along with this he received two Honor Awards in the Wildlife section.

A number of New England entrants were awarded Honor Awards; recipients were:

**Open**, 22 total HA's were awarded: **Sandy McMillian; Gail Hansche-Godin; Ted Mertz; Deb Page (2)**

**Wildlife**, 25 total HA's were awarded: **Dan Charbonnet; Rick Cloran; Peter Curcis (2); Dennis Goulet; Dick Hudnall; Ken Jordan; Sandy McMillian (2); Mike McNeill; Jacob Mosser; Gail Platz**

**Botany**, 15 total HA's were awarded: **Gail Hansche-Godin; Jacob Mosser; Robert Pizzano**





**Insects**: 17 total HA's were given out, but no one from New England was among the recipients

Congratulations to all of the successful entrants, whether you achieved an acceptance, or were awarded a medal.

This presentation is open to the public at no charge. We hope you will take advantage of this opportunity to see the best and most beautiful nature images from around the world. The show will last approximately an hour. If you love nature or would just like to see the beauty of the world around us, mark your calendar and plan to be there.

The Greater Lynn Photographic Assoc. is located at 564 Boston St, Lynn, MA 01905. A map and directions can be found on the website at [www.greaterlynnphoto.org](http://www.greaterlynnphoto.org). At the top of the home page click: About Us and then in the dropdown menu click directions for a PDF of the map. If you have any questions please e-mail Susan Mosser at [s.jmosser@comcast.net](mailto:s.jmosser@comcast.net).

2014 MEDALS CamNats New England Winners

<p><b>PSA Gold-Botany</b> <b>Best of Show</b></p> <p><b><i>Norman Halpren</i></b> <b><i>Holyoke, MA USA</i></b></p> <p><b><i>Eschevaria Shavina 16</i></b></p>	
<p><b>PSA Silver-Wildlife</b> <b>(Best Mammal Action)</b></p> <p><b>Donald Selesky</b> <b>Westford, MA USA</b></p> <p><b>Fox Kit with Bone</b></p>	
<p><b>PSA Silver- Botany</b></p> <p><b>Stephen Tierney, MNEC</b> <b>Cumberland, RI USA</b></p> <p><b>Water Hyacinth</b></p>	
<p><b>PSA Bronze-Wildlife</b></p> <p><b>Kenneth Jordan</b> <b>Lynn, MA USA</b></p> <p><b>Peregrine Falcon</b> <b>De-feathering Meal</b></p>	

**PSA Bronze-Wildlife**

**Peter Curcis  
Lynn, MA USA**

**Peregrine with Gull Kill**



**PSA Bronze-Botany**

**Norman Halpren  
Holyoke, MA USA**

**Hens & Chickens**



**Judge's Choice -Wildlife  
Michael Di Stefano, MNEC  
No. Providence, RI USA**

**Peter Curcis  
Lynn, MA USA**

**Snowy Egret Plunge and Catch**



**Judge's Choice - Nature  
Fran MacDonald  
Melrose, MA USA**

**Jacob Mosser, FPSA, EPSA, HonNEC  
No. Reading, MA USA**

**Forest Floor No. 3**





<p><b>Les Campbell Award Highest Total Score (Insects) by Massachusetts Camera Naturalists Member</b></p> <p><b>Jacob Mosser, FPSA, EPSA, HonNEC North Reading, Massachusetts USA</b></p>	<p><b>This set of 4 images=53 Points</b></p>
<p><b>NECCC Gold Best New England Entrant Highest Aggregate Total Score (Nature &amp; Wildlife)</b></p> <p><b>Peter Curcis Lynn, MA USA</b></p>	<p><b>This set of 8 images =110 Points</b></p>


**NECCC Speakers & Judges Lists  
By Hazel Meredith, APSA, MNEC**

We are pleased to announce that starting in the Fall of 2014 the NECCC Speakers & Judges Lists will be available on the NECCC website. This will be the new format going forward replacing the printed editions of these lists. This will allow the lists to be updated regularly rather than just once every two years. This will also give speakers the ability to provide lengthier program descriptions which will help clubs in their selection of programs.

All current speakers and judges received an e-mail from Roy Marshall this past Spring to update their information, which has been done. Over the Summer I will be contacting the speakers on the list to offer them the opportunity to expand on their program descriptions and provide a new format for them to follow. As a speaker develops a new program, they can forward the information to me and the website will be updated monthly. New judges can be added at any time.

We will remind clubs, judges and speakers periodically to update info to keep the lists current. If you have any questions please feel free to contact me at [Hazel@MeredithImages.com](mailto:Hazel@MeredithImages.com)



<p><b>Judge's Choice Gold-Botany</b>  <b>Fran MacDonald</b>  <b>Melrose, MA USA</b></p> <p><b>Norman Halpren</b>  <b>Holyoke, MA USA</b></p> <p><b>Autumn Poplar Detail</b></p>	
<p><b>Les Campbell Award Highest Total Score (Nature) by Massachusetts Camera Naturalists Member</b></p> <p><b>Deborah Page</b>  <b>Cumberland, RI USA</b></p>	<p><b>This set of 4 images=55 points</b></p>
<p><b>Les Campbell Award Highest Total Score (Wildlife) by Massachusetts Camera Naturalists Member</b></p> <p><b>Sandy McMillian</b>  <b>Farmington, NH USA</b></p>	<p><b>This set of 4 images=54 Points</b></p>
<p><b>Les Campbell Award Highest Total Score (Botany) by Massachusetts Camera Naturalists Member</b></p> <p><b>Kenneth Jordan</b>  <b>Lynn, MA USA</b></p>	<p><b>This set of 4 images=51 Points</b></p>

<p><b>Les Campbell Award Highest Total Score (Insects) by Massachusetts Camera Naturalists Member</b></p> <p><b>Jacob Mosser, FPSA, EPSA, HonNEC North Reading, Massachusetts USA</b></p>	<p><b>This set of 4 images=53 Points</b></p>
<p><b>NECCC Gold Best New England Entrant Highest Aggregate Total Score (Nature &amp; Wildlife)</b></p> <p><b>Peter Curcis Lynn, MA USA</b></p>	<p><b>This set of 8 images =110 Points</b></p>

**NECCC Speakers & Judges Lists  
By Hazel Meredith, APSA, MNEC**

We are pleased to announce that starting in the Fall of 2014 the NECCC Speakers & Judges Lists will be available on the NECCC website. This will be the new format going forward replacing the printed editions of these lists. This will allow the lists to be updated regularly rather than just once every two years. This will also give speakers the ability to provide lengthier program descriptions which will help clubs in their selection of programs.

All current speakers and judges received an e-mail from Roy Marshall this past Spring to update their information, which has been done. Over the Summer I will be contacting the speakers on the list to offer them the opportunity to expand on their program descriptions and provide a new format for them to follow. As a speaker develops a new program, they can forward the information to me and the website will be updated monthly. New judges can be added at any time.

We will remind clubs, judges and speakers periodically to update info to keep the lists current. If you have any questions please feel free to contact me at [Hazel@MeredithImages.com](mailto:Hazel@MeredithImages.com)

## Fall 2013 Inter-club Print Competition

Reported by Arthur S. Vaughan, MNEC

NECCC Print Chairman

The fall 2013 inter-club print competition was held on Oct. 24th at the Stony Brook Camera Club in Wrentham, Massachusetts. Ed Gooltz, Treasurer for Stony Brook, served as the event organizer and coordinator. The judges for this competition were: Andre Bourque, Mike Roman, MNEC, and Paul Smith, MNEC. Andre Bourque a resident of Millis, Ma, is a long time member of the Stony Brook Camera Club and has won many awards in club and NECCC competitions. He has presented numerous programs, conducted digital photography workshops, and has had his work exhibited in gallery shows. Mike Roman has been heavily involved in portrait photography for several decades. He's an active (and founding) member of the Boston West Photographic Society. He's also a member of the Professional Photographers of America, Professional Photographers of New England, and the Professional Photographers Association of Massachusetts. In 1998 he was selected to receive the prestigious honor of MNEC (Master Member) from the New England Camera Club Council. Paul Smith is presently a board member of the NECCC and the council online bulletin editor. He's taught seminars on a variety of topics including Florida Bird Hot Spots, HDR, Photoshop, Portraiture, Studio Lighting, and more. Paul is a prolific award winner in local and regional competitions, and is a much sought after judge and lecturer. Many thanks go to the Stony Brook Camera Club for taking on the task of hosting this competition. Without the participation of member clubs willing to serve in this capacity, offering interclub print competition as a council activity would be impossible.

A total of 160 prints were submitted... 49 class "A", 23 class "B", and 88 Color. Participating were 22 clubs... 13 in class "A", 6 in class "B", and 22 in Color. A total of 24 prints received awards... 8 class "A", 4 class "B" and 12 in Color. Clubs that submitted less than their full allotment of four color and four B&W, or that missed the fall competition entirely, are encouraged to submit make-up prints along with their regular prints for the winter competition, to be hosted by the Quiet Corner Camera Club in Center Mansfield, CT on Tuesday, January 21, 2014.

Results of the Fall 2013 competition are:

### B&W Class "A"

<b>Club</b>	<b>Points</b>	<b>Place</b>
Candlewood Camera Club	97	1st
Manchester Camera Club	92	2nd
Cape Cod Viewfinders	91	3rd
Stony Brook Camera Club	87	
Boston Camera Club	86	
Flagpole Photographers	86	
Camera Club of Oxford Greens	85	
Greater Lynn Photographic Assoc.	85	
Merrimack Valley Camera Club	85	
Milford Camera Club	81	
Charter Oak Photographic Society	72	
Castle Craig Camera Club	60... 3x	
Photographic Society of RI	42... 2x	

2x = Two prints submitted  
 3x = Three prints submitted

## B&W Class "B"

<b>Club</b>	<b>Points</b>	<b>Place</b>
Eastern Maine Camera Club	97	1st
Fall River Camera Club	92	2nd
Greater Bridgeport Camera Club	83	3rd
Monadnock Camera Club	78	
Quiet Corner Camera Club	75	
Whaling City Camera Club	60... 3x	

3x = Three prints submitted

## Color

<b>Club</b>	<b>Points</b>	<b>Place</b>
Manchester Camera Club	101	1st
Photographic Society of RI	98	2nd
Cape Cod Viewfinders	97	3rd
Stony Brook Camera Club	97	3rd
Flagpole Photographers	95	
New Haven Camera Club	94	
Milford Camera Club	92	
Whaling City Camera Club	92	
Camera Club of Oxford Greens	91	
Greater Lynn Photographic Assoc.	91	
Candlewood Camera Club	90	
Eastern Maine Camera Club	90	
Merrimack Valley Camera Club	90	
Charter Oak Photographic Society	87	
Fall River Camera Club	87	
Monadnock Camera Club	87	
Boston Camera Club	86	
Springfield Photographic Society	86	
Quiet Corner Camera Club	85	
Castle Craig Camera Club	83	
Greater Bridgeport Camera Club	83	
Pine Meadow Photographers	82	

## Individual Winners:

### B&W Class "A"

<b>PL.</b>	<b>Pts.</b>	<b>Club</b>	<b>Maker</b>	<b>TITLE</b>
1st	28	Candlewood CC	Dennis Yates	High Plains
2nd	26	Manchester CC	Karen Hudnall	Alaska Rain
3rd	25	Candlewood CC	Don Ernst	Taking Flight
3rd	25	Cape Cod Viewfinders	Michael Karchmer	Homage To Edward Weston
3rd	25	Flagpole Photographers	Rick Tyrseck	Great Egret

HM	24	Boston CC	Sam Westover	Pilings
HM	24	Greater Lynn Phot. Assoc.	Gary Hoyt	Road To Murrisk Abbey
HM	24	Merrimack Valley CC	Sandy McMillan	Rocks and Surf

Score Range:17-28 pts.

## B&W Class "B"

PL.	Pts.	Club	Maker	TITLE
1st	26	Eastern Maine CC	Mary Hartt	Back Forty
2nd	25	Eastern Maine CC	Bruce Gray	Pemaquid Reflections
3rd	23	Eastern Maine CC	Rick Brooker	Cascade Fountain
3rd	23	Fall River CC	Dennis Lawson	Support

Score Range:16-26 pts.

## Color

PL.	Pts.	Club	Maker	TITLE
1st	29	Manchester CC	Joe Drapeau	The Junkyard Dog
2nd	28	Photographic Soc. of RI	Karl Zuzarte	Twilight Newport
3rd	27	Cape Cod Viewfinders	Jon Rolf	Snake Eye
3rd	27	Eastern Maine CC	Jeremy Gray	Northern Lights Star Trails
3rd	27	Flagpole Photographers	Sue Bonacci	Sarasota Ibis
3rd	27	New Haven CC	Denise Soldana	Morning Light Daylilly
HM	26	CC of Oxford Greens	Mike Coville	Happy Birthday
HM	26	Greater Lynn Phot. Assoc.	Jim Gregor	Marisa's Heart
HM	26	Milford CC	Matthew Collen	Perched Blue Dasher
HM	26	Photographic Soc. of RI	Ted Haley	Galilee Fishing Fleet At Sunset
HM	26	Springfield Phot. Society	Fred LeBlanc	Sparks
HM	26	Stony Brook CC	Rob DeRobertis	Cell Block

Score Range:18-29 pts.

Fall 2013 Inter-club Print Competition 1st Place images  
(Single winners in class A and B Black & White, and Color)

Fall B&W Prints, Class A, 1st Place, 28 pts, "High Plains", by Dennis  
Yates, Candlewood Camera Club



Fall B&W Prints, Class B, 1st Place, 26 pts, "Back Forty", by Mary  
Hartt, Eastern Maine Camera Club



Fall Color Prints, 1st Place, 29 pts, "The Junkyard Dog", by Joe  
Drapeau, Manchester Camera Club



**NECCC Inter-club Print of the Year Competition**  
**May 21, 2014**  
**Arthur Vaughan, MNEC**

The NECCC Interclub Print of the Year competition for the 2013-2014 season was held on the evening of May 21st at the Merrimack Valley Camera Club, 72 Church St, North Andover, MA. Of a total of 51 prints eligible for entry into the competition, 43 were submitted by their makers, a turnout of 84%, equaling the greatest percentage of eligible prints submitted for a print of the year competition in the last eleven years. Judges for this competition were Mary Boucher, MNEC, past president of the Merrimack Valley Camera Club, Guy Lessard, member and past president of the Manchester (NH) Artists Association, and John Yurka, former chairman of the annual George W. Glennie Nature Salon at Merrimack Valley Camera Club. Assisting the print chairman in running this competition were Susan Hall... print handler, Harold Roussell... back-up score-keeper, and Larry Warfield... running the RMF electronic scoring system.

As with previous interclub print of the year competitions, class "A" and "B" monochrome were judged separately. Each division's prints were previewed completely before judging began, with scores assigned based upon a 10 point per judge, 30 point scale. Ties had to be broken in both Black & White divisions.

Winning Print of the Year honors for the 2013-2014 season are:

B&W class A, 25 pts: *"Charlie Had Free Lunch"*, by David Liang, Camera Club of Oxford Greens

B&W class B, 26 pts: *"Back Forty"*, by Mary Hartt, Eastern Maine Camera Club

Color, 29 pts: *"Junkyard Dog"*, by Joe Drapeau, Manchester Camera Club

The runners-up in the three categories were:

B&W class A, 2nd place, 25 pts: *"Taking Flight"*, by Don Ernst, Candlewood Camera Club

B&W class A, 2nd place, 25 pts: *"The Old Church"*, by Austin Carey, Charter Oak Photographic Society.

B&W class B, 2nd place, 26 pts: *"On A Changing Tide"*, Cal Elinwood, Fall River Camera Club

Color, 2nd place, 27 pts: *"Get Me Some Food"*, by Ken Carlson, Greater Lynn Photographic

Color, 2nd place, 27 pts: *"Great Kiskadee With Fish"*, by Amanda Reed, Cape Cod Viewfinders

Color, 2nd place, 27 pts: *"Three Poppies"*, by Debra Boucher, Stony Brook Camera Club


The Print of the Year in each division will become part of the "Best of the NECCC Print Program" for the 2014-2015 season, and will be displayed in the print room at the NECCC conference along with the winning prints from the Conference Print Competition. Medals for Print of the year will be presented at the conference awards ceremony to be held on Sunday morning, July 13.

Clubs that have not requested previous return shipping of their prints may have a member pick them up in the print room at the NECCC conference from 10:00AM Friday July 12, to 2:30 PM on Sunday July 13. Any remaining prints will be shipped back to the submitting club.



## **2014 Inter-club Print of the Year Competition 1st Place images**

**2014 Interclub Print of the Year, Class "A" B&W, "Charlie Had Free Lunch", by David Liang, Camera Club of Oxford Greens**



**2014 Interclub Print of the Year, Class "B" B&W, "Back Forty", by Mary Hartt, Eastern Maine Camera Club**



**2014 Interclub Print of the Year, Color, "The Junkyard Dog", by Joe Drapeau, Manchester Camera Club**



## Winter 2014 Inter-club Print Competition 1st Place images

Winter B&W Prints, Class A, 1st Place, 25 pts, "Summer Fields", by Joe Drapeau, Manchester Camera Club



Winter B&W Prints, Class A, 1st Place, 25 pts, "Venetian Waterway", by Sarah Musumeci, Merrimack Valley Camera Club



Winter B&W Prints, Class A, 1st Place, 25 pts, "Lake Francis Shoreline", by Bob Ring, Merrimack Valley Camera Club



Winter B&W Prints, Class B, 1st Place, 24 pts, "Friendly Owl", by Mike Fernandez, Greater Bridgeport Camera Club



Winter Color Prints, 1st Place, 28 pts, "Great Kiskadee With Fish", by Amanda Reed, Cape Cod Viewfinders



## HDR – The Good, the Bad, the Ugly and the Beautiful

*By Hazel Meredith, APSA, MNEC*

<http://wbhunt.com/blog/hdr-the-good-the-bad-the-ugly-and-the-beautiful>

(Originally posted on the Hunt's Photo + Video Blog 4/21/14)



HDR is a term batted about quite a bit these days. What is HDR you ask? HDR stands for “high dynamic range” imaging. High Dynamic Range – what does that mean? Our eyes can see much more light in a scene than our cameras can capture. Typical definitions consider it a process of capturing a high dynamic range of light and rendering it in a single image, which consists of putting it through a program that can “tone map” the image. This definition seems to have become synonymous with HDR. In other words, if it isn’t tone mapped, it isn’t HDR.

An important fact about HDR – there is a time and a place for it. The purpose of HDR is to capture the extremes of light that your camera cannot capture in one image (for example, when there are very bright highlights and/or deep shadows that you wish to have detail in). However, there are images that may look better – such as silhouetted subjects – that would not be appropriate for HDR. Another important fact – it’s still about the composition! Using HDR on a poorly composed image is not going to make it a great photograph.



This image of stone arches was a perfect candidate for HDR. There was sunlight hitting the concrete floor that was very bright, and there was an extremely dark


area at the end of the corridor. Capturing this shot with one exposure would have left either blacked in shadows or blown out highlights. I shoot with a Canon 40D, which will only auto-bracket three shots (most Nikon's will do up to 9), therefore I always manually bracket my shots. You need to determine a proper "average" exposure for the middle brightness of your image. Then bracket over and under — most photographers shoot in 1 stop brackets, I usually use 2/3rds of a stop. This image took nine exposures to capture the range of light. Your shot may need as few as three — five is probably my most average number of shots.

I use HDRsoft's Photomatix for most of my HDR processing. It is a stand-alone program, which means you can import files directly into the program without going through Photoshop or Lightroom (but you can also export from those programs to Photomatix). The program is very intuitive and has how-to manuals available in the Help menu. Once you import your images, you will run the tone-mapping process and then Photomatix will give you thumbnails of "presets" which give you a starting point for your finished image. You can click on each thumbnail to see if you like the effect (everything from very natural to a high "grunge" look). Once you've chosen a preset, you can tweak the look using slider controls. In the arches image, I went for a look that brought out the details in the stonework. I tend to lean towards the more natural look, but there are some images that look good with more drama, such as the staircase and balcony below from the closed Sterling Opera House.






The first floor of the old Opera House used to be City Hall. I loved the way HDR let me capture the details of the peeling paint and moldy old ledger book while giving the scene even exposure.



In this image below from Mohonk Mountain House, I wanted to capture the bright Tiffany lamp but also capture detail in the furniture and walls:



This image of some old rail cars in Jim Thorpe, PA, was a single image that I processed in Photomatix. I was actually on a train moving by these old relics, so did not have the opportunity to bracket the shot. This was one case where I liked the more grungy-type of look.



Most people think of HDR for scenic images, but I have also had great luck using it on flowers and macro work. This begonia is five shots blended in Photomatix. I wanted to retain detail in the white flower as well as the water drops.



Like with any type of photography, it truly is an art form. There is no "right or wrong" in how to do HDR. It is YOUR image, YOUR artwork, and you should create the image that YOU visualize. And as always...have fun!

You can download a free trial of Photomatix at <http://www.hdrsoft.com/>. The trial does not expire, but applies a watermark to images until purchased. The program retails for \$99, but using the link from my website [www.MeredithImages.com](http://www.MeredithImages.com) and the code MeredithImages, you can save 15%.



Photographic Society of America  
76th Annual Conference of Photography  
Albuquerque, New Mexico



The Photographic Society of America offers an exciting lineup of photo tours, workshops, programs, presenters, and vendors at their 76th Annual International Conference. This year's conference is a bit further away, but it is also in conjunction with the Albuquerque Hot Air Balloon Festival. **The conference dates are Saturday September 27, through Friday, October 3, 2014.**

As usual they have some very interesting pre and post conference tours as well as top of the line speakers. The schedule starts with workshops and tours for a couple of days and then on Tuesday night the conference programming starts with their international exhibition shows for all sections. Wednesday starts more intense programming with many sponsored speakers and hands-on workshops. At the end of the conference they will run chartered buses to the hot air balloons. The hotel has special rates for those of you who wish to stay and attend the festival.

You can find more detailed information on the conference as well as an online registration form and hotel information at [www.psa-photo.org](http://www.psa-photo.org), click on 2014 Conference.

Photographic Society of America  
International Exhibitions  
Enter by August 3, 2014  
Judging on August 9, 2014

The 2014 PSA Nature Exhibition section will be judged in Massachusetts at the Greater Lynn headquarters auditorium with Mike McNeill, PPSA, MNEC, as the new chairman. Shiv Verma, APSA, MNEC, has moved up to chairman of the overall PSA exhibition of which nature is one section out of ten sections available for you to enter. The judging will take place on Saturday, August 9, 2014. The closing date for entries is August 3, 2014, however they are doing an early bird submission period this year with lower fees. That closing date will be July 3, 2014. There are two sections this year, open and wildlife. The entry fee for the regular closing date is inexpensive, \$8 for the first section and then \$2 for each additional section in the same division. So if you entered both Open and Wildlife in nature the total cost would be \$10. The judging panel for this prestigious exhibition this year will be all women with Susan Mosser, FPSA, HonNEC, and Monica Verma from Greater Lynn Photographic Assoc. and Diane Robertson from the Stony Brook Camera Club.

Entry forms and information for all of the exhibitions are available now and can be found at [www.exhibitionforms.com](http://www.exhibitionforms.com). Click on Exhibition in the top left panel, then click on Nature, then click on entry form at the bottom of the box or go to [www.psa-photo.org](http://www.psa-photo.org) and click on exhibitions in the top panel, then in the left side panel click on 2014 PSA International Exhibition. Along with nature, PSA also offers monochrome, nature, photo travel and color print sections, and projected image sections in color, photo travel, photojournalism, and stereo. These sections will be judged elsewhere through the United States on the same weekend in August. You are invited to enter them as well. You can get the information and entry forms to all the other sections on the same page as the nature section, just scroll up and down. All entries can be made via online submission with payment through PayPal. If you do not have a PayPal account you can mail in a check or pay through PayPal with a onetime use of your credit card.

**The judging will be open to the public and the Greater Lynn hall is air conditioned.** A map to the hall and directions (564 Boston St, Lynn, MA 01905) can be found on the GLPA website [www.greaterlynnphoto.org](http://www.greaterlynnphoto.org) Click "about us" at top of home page, then on the drop down menu click directions.

After the Nature Exhibition judging is completed on August 9, the PSA Nature Image of the Year will be judged. This is open to all images that have won a Nature medal in approved PSA exhibitions during 2013. This is the best of the best being submitted from all over the world. We have some superb nature photographers here in New England. Let's see a big turnout for this exhibition. The exhibition show will be part of the PSA Conference this September in Albuquerque, New Mexico, and it may be part of the programming at Greater Lynn later in the year. Support PSA and enter. It's a lot of fun. *Susan Mosser, FPSA, HonNEC*

## Websites of Interest

[<http://garyhartblog.com/2014/05/01/did-you-do-your-homework>](http://garyhartblog.com/2014/05/01/did-you-do-your-homework)

Do your homework by Gary Hart

[<http://garyhartblog.com/2012/01/29/digital-photography-the-old-fashioned-way>](http://garyhartblog.com/2012/01/29/digital-photography-the-old-fashioned-way)

Gary Hart: Digital Photography the Old Fashioned Way.

[<https://www.youtube.com/watch?v= 68ytOYnTvs>](https://www.youtube.com/watch?v=68ytOYnTvs)

Yosemite Moonbows

[<http://news.distractify.com/culture/32-surreal-places-that-actually-exist-on-earth-i-cant-believe-this-isnt-photoshopped/?utm\\_source=Defining+What+We+Do+-Yoga%3Aedit+Newsletter&utm\\_campaign=Define+What+We+Do+-+April+2014&utm\\_medium=email>](http://news.distractify.com/culture/32-surreal-places-that-actually-exist-on-earth-i-cant-believe-this-isnt-photoshopped/?utm_source=Defining+What+We+Do+-Yoga%3Aedit+Newsletter&utm_campaign=Define+What+We+Do+-+April+2014&utm_medium=email)

33 Unbelievable Places To Visit Before You Die

[<http://blog.topazlabs.com/shooting-for-the-stars/?mc\\_cid=75b02cdc00&mc\\_eid=de14e199ef>](http://blog.topazlabs.com/shooting-for-the-stars/?mc_cid=75b02cdc00&mc_eid=de14e199ef)

Shooting for the Stars

[<http://www.ianplant.com/blog/2014/05/22/comp-stomping/#sthash.Hpsnv07N.Yb3vJ2ea.dpb>](http://www.ianplant.com/blog/2014/05/22/comp-stomping/#sthash.Hpsnv07N.Yb3vJ2ea.dpb)

Comp Stomping (copying other photographers work) by Ian Plant

[<http://blog.creativelive.com/top-photographers-share-the-advice-theyd-give-their-younger-selves/?utm\\_campaign=blog&utm\\_medium=social&utm\\_source=facebook&utm\\_content=photog-advice&utm\\_term>](http://blog.creativelive.com/top-photographers-share-the-advice-theyd-give-their-younger-selves/?utm_campaign=blog&utm_medium=social&utm_source=facebook&utm_content=photog-advice&utm_term)

Advice top photographers would give to their younger selves

[<http://www.laurazirinophotography.com>](http://www.laurazirinophotography.com)

Outdoor photographer Laura Zirino

[<http://www.lostateminor.com/2012/03/31/photographs-taken-inside-of-instruments>](http://www.lostateminor.com/2012/03/31/photographs-taken-inside-of-instruments)

Inside of Instruments (with thanks to Joel Shore)

[<http://marinascarrphotography.com>](http://marinascarrphotography.com)

The very talented Florida Nature Photographer Marina Scarr

[<http://www.photoshop.com/spotlights/ben-von-wong?utm\\_content=buffer53fa&utm\\_medium=social&utm\\_source=facebook.com&utm\\_campaign=buffer>](http://www.photoshop.com/spotlights/ben-von-wong?utm_content=buffer53fa&utm_medium=social&utm_source=facebook.com&utm_campaign=buffer)

Epic photographer Benjamin Von Wong

[<http://www.ianplant.com/blog/2014/04/29/the-zen-of-the-composition/#sthash.v46YN9hi.nnjnRnhS.dpbs>](http://www.ianplant.com/blog/2014/04/29/the-zen-of-the-composition/#sthash.v46YN9hi.nnjnRnhS.dpbs)

The Zen of Composition by George Stocking

[<http://www.dpreview.com/news/2014/04/26/12-stunning-images-from-smithsonian-s-photography-](http://www.dpreview.com/news/2014/04/26/12-stunning-images-from-smithsonian-s-photography-)

[contest?utm\\_source=newsletter&utm\\_medium=email&utm\\_campaign=generic>](#)

12 stunning pictures from Smithsonian photo contest

[<http://garyhartblog.com/photo-tips/light>](#)

Gary Hart article on "Light"

[<http://garyhartblog.com/2014/01/28/rules-are-a-crutch>](#)

Gary Hart "Rules area Crutch"

[<http://www.oopoomoo.com>](#)

Darwin Wiggett renowned Canadian landscape photographer

[<http://wbhunt.com/blog/photographic-children-around-the-world-by-jim-](#)

[zuckerman/?utm\\_source=feedburner&utm\\_medium=email&utm\\_campaign=Feed%3A+Huntsblog+%28Hunt%27s+Blog%29>](#)

Photographic Children Around the World by Jim Zuckerman on Hunt's blog

[<http://www.ddouglasphotos.com>](#)

David Douglas Photos (with thanks to Richard Van Inwegen)

[<http://sarahmarinophoto.com/landscape-photography-etiquette>](#)

Landscape Photographers Etiquette

[<http://www.shivverma.com/2014/02/21/time-lapse-imagery-published/?fb\\_action\\_ids=734282636604119&fb\\_action\\_types=news.publishes&fb\\_ref=pub-standard&fb\\_source=other\\_multiline&action\\_object\\_map=%5B215457941981774%5D&action\\_type\\_map=%5B%22news.publishes%22%5D&action\\_ref\\_map=%5B%22pub-standard%22%5D>](#)

Time Lapse e-Book by Shiv Verma

[<http://garyhartblog.com/2014/02/23/four-sunsets-part-four-saving-the-best-for-last>](#)

Four Sunsets by Gary Hart

[<http://garyhartblog.com/photo-tips/sunset-color>](#)

Sunset Color by Gary Hart

[<http://500px.com/blog/1031/27-photos-that-will-give-you-mind-bending-dreams>](#)

27 Mind Bending photos

[<http://www.nephotoaryguild.com/2014/01/photographing-south-coast-massachusetts>](#)

Photographing the south shore of Massachusetts

[<http://www.photographyblogger.net/8-excellent-new-years-resolutions-for-photographers>](#)

Eight excellent new year's resolutions for photographers

[<http://garyhartblog.com/2014/01/08/border-patrol>](#)

Border Patrol by Gary Hart

[<http://www.yiminghuphoto.com/portfolio/landscape.php>](#)

**GREAT photography by Yiming Hu (thanks to Stella Pathiakakis for sending this to me).**

**<http://www.ianplant.com/blog/2014/01/09/dreamscapes-favorite-2013-images>**

**Dreamscapes favorite images of 2013**

**<http://www.mymodernmet.com/profiles/blogs/arlette-chiara-sivizaca-conde-haunting-portraits>**

**19-Year-Old Holds Nothing Back with Her Mysteriously Beautiful Portraits**

**[http://www.mymodernmet.com/profiles/blogs/ada-wang-photography?fb\\_action\\_ids=1509176665974372&fb\\_action\\_types=og.likes&fb\\_source=other\\_multiline&action\\_object\\_map=%5B441153912620717%5D&action\\_type\\_map=%5B%22og.likes%22%5D&action\\_ref\\_map=%5B%5D](http://www.mymodernmet.com/profiles/blogs/ada-wang-photography?fb_action_ids=1509176665974372&fb_action_types=og.likes&fb_source=other_multiline&action_object_map=%5B441153912620717%5D&action_type_map=%5B%22og.likes%22%5D&action_ref_map=%5B%5D)**

**Poetic pictures of bride underwater**

**<http://guytal.com/wordpress/2014/01/13/the-meaning-of-success>**

**The Meaning of Success by Guy Tal**

**<http://garyhartblog.com/2014/01/20/the-cure-for-blue-skies>**

**Gary Hart, The Cure for Blue Skies**

**<http://www.popphoto.com/gallery/2013-readers-contest-winners-gallery>**

**Pop Photo contest winners**

**[http://blog.creativelive.com/what-camera-lens-should-you-buy/?utm\\_campaign=blog&utm\\_medium=social&utm\\_source=Facebook&utm\\_content=lenses&utm\\_term](http://blog.creativelive.com/what-camera-lens-should-you-buy/?utm_campaign=blog&utm_medium=social&utm_source=Facebook&utm_content=lenses&utm_term)**

**(Continued from Page 1)**

process that lies behind the making of iconic images.

Sam Abell's forty-year career has been dedicated to achieving artistic expression through documentary photography. He has pursued his goals primarily through lengthy, in-depth assignments for National Geographic, where for thirty years he was a contract and staff photographer. He is also one of only 35 Canon Explorers of Light. At the same time, he has maintained a career as an artist, teacher and author. Mr. Abell is a founder of the Santa Fe Center of Photography and has been a member of the boards of the George Eastman House, Rochester, NY and the University of Virginia Museum of Art. His book, *Amazonia*, was published in January, 2010 to coincide with a traveling exhibition of images organized by the University of Oregon Art Museum. The first installment of four books in the planned 16-volume publication of *The Sam Abell Library* was released this January by Radius Books, Santa Fe, New Mexico. To learn more about Sam, go to:

**<http://photography.nationalgeographic.com/photography/photographers/photographer-sam-abell>**

NECCC is looking to post your photo event!

We want to announce Photography photo ops, programs, workshops, etc. from the New England Region on the NECCC blog <<http://necccnews.blogspot.com>>

There is sooooo much going on in the New England region and we want to share it! Seminars, workshops, camera club programs, outside speakers, Canon Explorers of Light, photo ops, -- and first hand information providing updates on seasonal shooting (sunflowers, spring flowers, fall foliage). Let's SHARE! In this day of social media "we" (photographers) should be sharing upcoming photography with each other so everyone can know about them and choose to participate. The NECCC Blog and Facebook site are wonderful places to share what is going on photographically in the New England Region.

Please have your club representative and/or publicity person contact me with information about your club's events, programs, seminars, etc. that you are offering. If you have a first hand update on a seasonal event we would like that too (how are the Sunflowers at Buttonwood farm, are the daffodils peak, how is the fall foliage, etc.). Email Lisa at [photographer67@comcast.net](mailto:photographer67@comcast.net) with "for the NECCC Blog" in the subject line and we will let the entire New England area know about the photo op or your club's event! Let's rock the New England region with an abundance of shared information and opportunities!!

We are **also** looking for blog posts, guest bloggers, and writers of [technical articles](#). If you would like to write about speakers you have had, how to attract speakers, how to obtain good quality judges for competitions, topics for meetings, how to successfully run a club (e.g best practices, dos and donts), how to make/improve/maintain a club website, etc. please e-mail Lisa at: [photographer67@comcast.net](mailto:photographer67@comcast.net)