

NECCC 2018 – 2019 Monochrome Print Competition



Welcome to the new digital entry form for the NECCC Print Competitions. This form is designed to eliminate the duplicate data collection required across the paper forms. This form does not change the process of mailing the paper forms and prints to the host club for every competition.

See competition rules here: [2018-2019 Interclub Monochrome Print Competitions Rules](#)

What's New

- Enter your club information once and it automatically appears every place required
- Enter your print information once and it automatically appears every place required
- An entry label form for the back of each print is automatically generated

New steps

- The technology used is an Adobe Acrobat (PDF) document with embedded live forms. You will need to save a copy of this PDF document on your PC/device that you then reuse for each competition.
- In addition to mailing the printed forms, the saved PDF document will be emailed before each competition.
- Print and attach the automatically generated labels to the back of your prints

Questions

- About the print competition email Arthur Vaughan, HonNEC, at thylacine1936@verizon.net
- About using this digital form email Chane Cullens at Chane@CCullens.com

HOW TO USE THE PRINT COMPETITION FORMS

1. Save this PDF document on your PC for reuse in Fall, Winter and Spring competitions, details on page 10
2. Open the saved PDF document in Adobe Acrobat or a web browser
3. Complete the Master Record on page 2
4. Save, Print and Mail the Master Record with a check to Arthur Vaughan
5. Email this PDF document to Arthur Vaughan at thylacine1936@verizon.net

NECCC 2018-2019 Master Record – Monochrome Print Competitions

Print and send this page with **\$5.50** entry fee payable to NECCC, Inc. to: Arthur Vaughan, HonNEC
 124 Boston Street
 North Andover, MA 01845

Name of Club: _____

Address of Club: _____

City, State, Zip: _____

Name and address of the person responsible for sending club entries:

Name: _____

Address: _____

City, State, Zip: _____

Telephone: _____

Email: _____

Monochrome Class

Enter A or B _____

Print Numbers (Print Director Use Only)

Competition	No. 1	No. 2	No. 3	No. 4	Total	Accumulated Totals
Fall						
Winter						
Spring						

MONOCHROME PRINT COMPETITION DIRECTIONS

1. Complete Fall area only, then print pages 4 & 5 and mail forms and prints by
 2. Complete Winter area only, then print pages 6 & 7 and mail forms and prints by
 3. Complete Spring area only, then print pages 8 & 9 and mail forms and prints by
- Reminder – Save this file after making any changes

Fall

	Title	Photographer
1	_____	_____
2	_____	_____
3	_____	_____
4	_____	_____

Winter

	Title	Photographer
1	_____	_____
2	_____	_____
3	_____	_____
4	_____	_____

Spring

	Title	Photographer
1	_____	_____
2	_____	_____
3	_____	_____
4	_____	_____

DO NOT ENTER ANY DATA AFTER THIS PAGE. ONLY PRINT THE GENERATED PAGES.


	To:
--	-----


	To:
--	-----


NECCC Fall Monochrome Print Competition	Deadline:																											
Host Club:																												
Judging:																												
Location:																												
Return to Club:	<table border="1" style="width: 100%;"> <tr><td style="text-align: center;">Class</td></tr> <tr><td style="height: 20px;"></td></tr> </table>	Class																										
Class																												
Name:	<table border="1" style="width: 100%;"> <tr><td style="text-align: center;">Entry No</td></tr> <tr><td style="height: 20px;"></td></tr> </table>	Entry No																										
Entry No																												
Address:																												
City, State, Zip:																												
<table border="1" style="width: 100%; border-collapse: collapse;"> <thead> <tr> <th style="width: 5%;">#</th> <th style="width: 30%;">Title</th> <th style="width: 30%;">Photographer</th> <th style="width: 10%;">Points</th> <th style="width: 10%;">Award</th> </tr> </thead> <tbody> <tr><td style="text-align: center;">1</td><td></td><td></td><td></td><td></td></tr> <tr><td style="text-align: center;">2</td><td></td><td></td><td></td><td></td></tr> <tr><td style="text-align: center;">3</td><td></td><td></td><td></td><td></td></tr> <tr><td style="text-align: center;">4</td><td></td><td></td><td></td><td></td></tr> </tbody> </table>	#	Title	Photographer	Points	Award	1					2					3					4					<table border="1" style="width: 100%;"> <tr> <td style="width: 80%;"></td> <td style="width: 20%; text-align: center;">Total Points:</td> </tr> </table>		Total Points:
#	Title	Photographer	Points	Award																								
1																												
2																												
3																												
4																												
	Total Points:																											
Host Club: Send this form to Arthur Vaughan, NECCC Print Director																												


NECCC Monochrome Print Competition Fall 2018-2019 Preliminary Report - Entry No: _____		
#	Title/Photographer	Points
1		
2		
3		
4		
Host Club: Return this form to Club along with the prints		

Submitting Club: Cut out these labels and attach to the back of your prints in the upper right

<p>NECCC Monochrome Print Competition</p>  <p>Fall 2018-2019</p>	
Host:	
Entry: #1	Score:

<p>NECCC Monochrome Print Competition</p>  <p>Fall 2018-2019</p>	
Host:	
Entry: #2	Score:

<p>NECCC Monochrome Print Competition</p>  <p>Fall 2018-2019</p>	
Host:	
Entry: #3	Score:

<p>NECCC Monochrome Print Competition</p>  <p>Fall 2018-2019</p>	
Host:	
Entry: #4	Score:


	To:
--	-----


	To:
--	-----


NECC Winter Monochrome Print Competition		Deadline:		
Host Club:				
Judging:				
Location:				
Return to Club:				
Name:				
Address:				
City, State, Zip:				
		Class		
		Entry No		
#	Title	Photographer	Points	Award
1				
2				
3				
4				
			Total Points:	
Host Club: Send this form to Arthur Vaughan, NECC Print Director				


NECC Monochrome Print Competition Winter 2018-2019 Preliminary Report - Entry No: _____		
#	Title/Photographer	Points
1		
2		
3		
4		
Host Club: Return this form to Club along with the prints		

Submitting Club: Cut out these labels and attach to the back of your print in the upper right

NECCC Monochrome Print Competition  Winter 2018-2019		
Host:		
Entry:	#1	Score:

NECCC Monochrome Print Competition  Winter 2018-2019		
Host:		
Entry:	#2	Score:

NECCC Monochrome Print Competition  Winter 2018-2019		
Host:		
Entry:	#3	Score:

NECCC Monochrome Print Competition  Winter 2018-2019		
Host:		
Entry:	#4	Score:


	To:
--	-----


	To:
--	-----


NECCC Spring Monochrome Print Competition		Deadline:		
Host Club:				
Judging:				
Location:				
Return to Club:				
Name:			Class	
Address:			Entry No	
City, State, Zip:				
#	Title	Photographer	Points	Award
1				
2				
3				
4				
			Total Points:	
Host Club: Send this form to Arthur Vaughan, NECCC Print Director				


NECCC Monochrome Print Competition Spring 2018-2019 Preliminary Report - Entry No: _____		
#	Title/Photographer	Points
1		
2		
3		
4		
Host Club: Return this form to Club along with the prints		

Submitting Club: Cut out these labels and attach to the back of your prints in the upper right

NECCC Monochrome Print Competition  Spring 2018-2019		
Host:		
Entry:	#1	Score:

NECCC Monochrome Print Competition  Spring 2018-2019		
Host:		
Entry:	#2	Score:

NECCC Monochrome Print Competition  Spring 2018-2019		
Host:		
Entry:	#3	Score:

NECCC Monochrome Print Competition  Spring 2018-2019		
Host:		
Entry:	#4	Score:

How to save an Adobe Acrobat (PDF) form

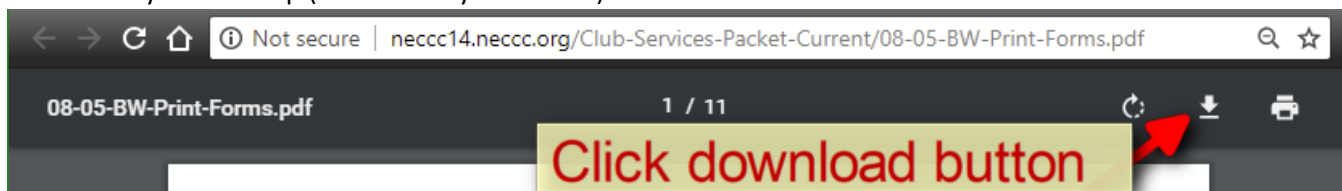
Saving any PDF document is dependent on the software you are using to enter data into the form. Here are a couple examples. **Recommended choice:** use the free Adobe Acrobat Reader which is available from <https://get.adobe.com/reader> (hint: unselect all optional offers before download). Do not use Photoshop since Photoshop discards the form information when opening any PDF document.

Adobe Acrobat Reader (free at <https://get.adobe.com/reader>)

1. File-> Open this URL <http://neccc14.neccc.org/Club-Services-Packet-Current/08-05-BW-Print-Forms.pdf>
2. File -> Save As ... (choose your favorite location, e.g. Desktop)
3. Open (if needed), File -> Open... wherever you saved the file
4. Enter data on page 2 and page 3 only, save, print, ...

Google Chrome

1. Browse to <http://neccc14.neccc.org/Club-Services-Packet-Current/08-05-BW-Print-Forms.pdf>
2. Save file to your desktop (or folder of your choice):



3. Opening the file in Chrome can be tricky since the default app for opening any PDF document is probably not Chrome. In Chrome enter the path to the document, e.g. on Windows <file:///C:/Users/<your user name>/Desktop/08-05-BW-Print-Forms.pdf>
4. Enter data on page 2 and page 3 only, save, print, ...
5. To save from Chrome, Print and choose the destination of "Save as PDF" and Chrome will ask you where to save the PDF document.

Do not change anything on this page!

Fall

Host Club: _____
Host Contact: _____
Host Address: _____
Host City, State, Zip: _____
Host Email: _____
Host Phone: _____
Judging Date, Time: _____
Judging Location: _____
Prints Due Date: _____

Winter

Host Club: _____
Host Contact: _____
Host Address: _____
Host City, State, Zip: _____
Host Email: _____
Host Phone: _____
Judging Date, Time: _____
Judging Location: _____
Prints Due Date: _____

Spring

Host Club: _____
Host Contact: _____
Host Address: _____
Host City, State, Zip: _____
Host Email: _____
Host Phone: _____
Judging Date, Time: _____
Judging Location: _____
Prints Due Date: _____